

Market Brief on Brazil

February 2017



Brazil's economy is the largest of Latin America and the second largest in the Americas. From 2000 to 2012, Brazil was one of the fastest-growing major economies in the world, with an average annual GDP growth rate of over 5%, with its economy in 2012 surpassing that of the United Kingdom, temporarily making Brazil the world's sixth largest economy.

Source: <http://atlas.media.mit.edu/en/>

City	Population
Sao Paulo	10,021,295
Rio de Janeiro	6,023,699
Salvador	2,711,840
Fortaleza	2,400,000
Belo Horizonte	2,373,224
Brasilia	2,207,718
Curitiba	1,718,421
Manaus	1,598,210
Recife	1,478,098
Belem	1,407,737

Source: Wikipedia

Total Population	209,567,920
Area	8.516 million km ²
Time Zone	UTC-03.00
Capital City	Rio de Janeiro
International Telephone Code	+55
Currency	Brazilian real
Exchange Rate (27/10/16)	1 Brazilian Real equals 0.32 US Dollar
GDP (Dec 2015)	\$1.775 trillion
GDP per capita (Dec 2015)	14454.94 US dollars
GDP Growth Rate (Dec 2015)	-3.8%
Ease of Doing Business (<i>World Bank 2017</i>)	121/190
Inflation Rate (Feb.2016)	8.77 %
Official Language(s)	Portuguese
Other Languages	Spanish, English
Business Hours	9:00 am to 7:00 pm Monday-Friday and 9:00-1:00 pm on
Banking Hours	10 a.m. to 4 p.m.
Literacy Rate	92.2%
Important International Participation	<i>World Trade Organization, BRICS-G-20/WHO, WTO</i>

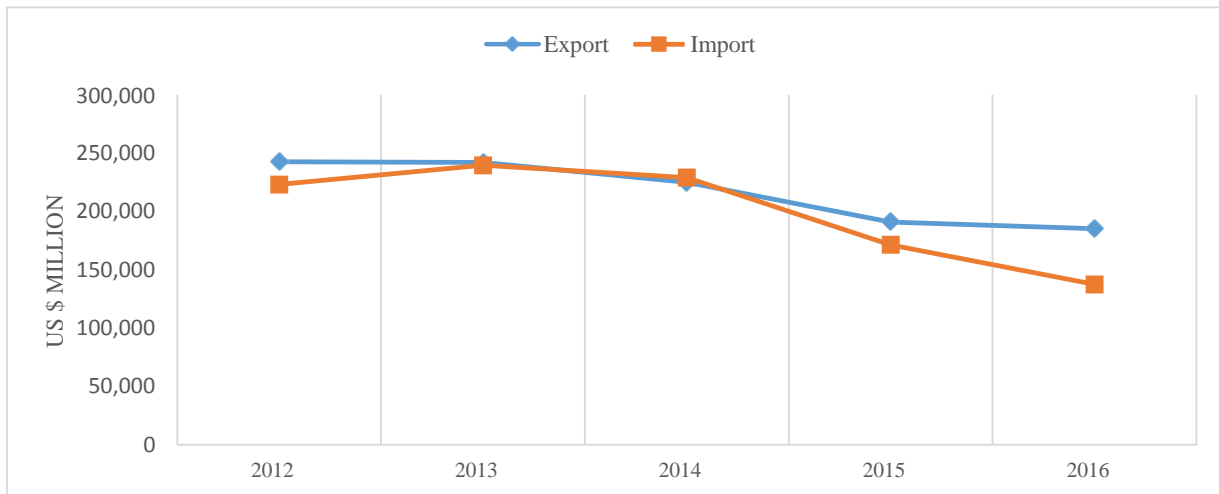
Source: Wikipedia

Brazil Trade with the World (2012-2016)

(US \$ million)

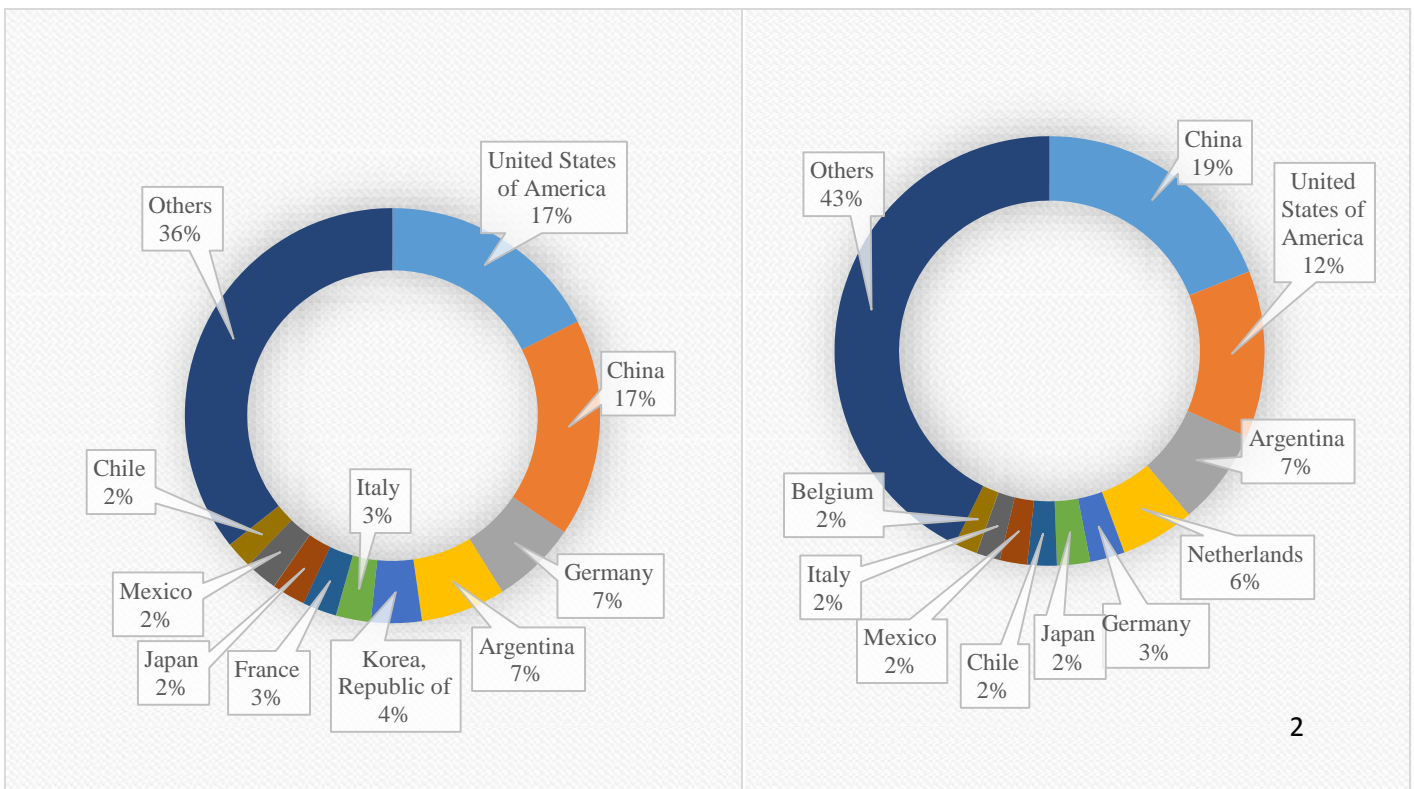
	2012	2013	2014	2015	2016
Exports	242,580	242,178	225,098	191,127	185,235
Imports	223,149	239,621	229,060	171,446	137,552

Source: Trade Map

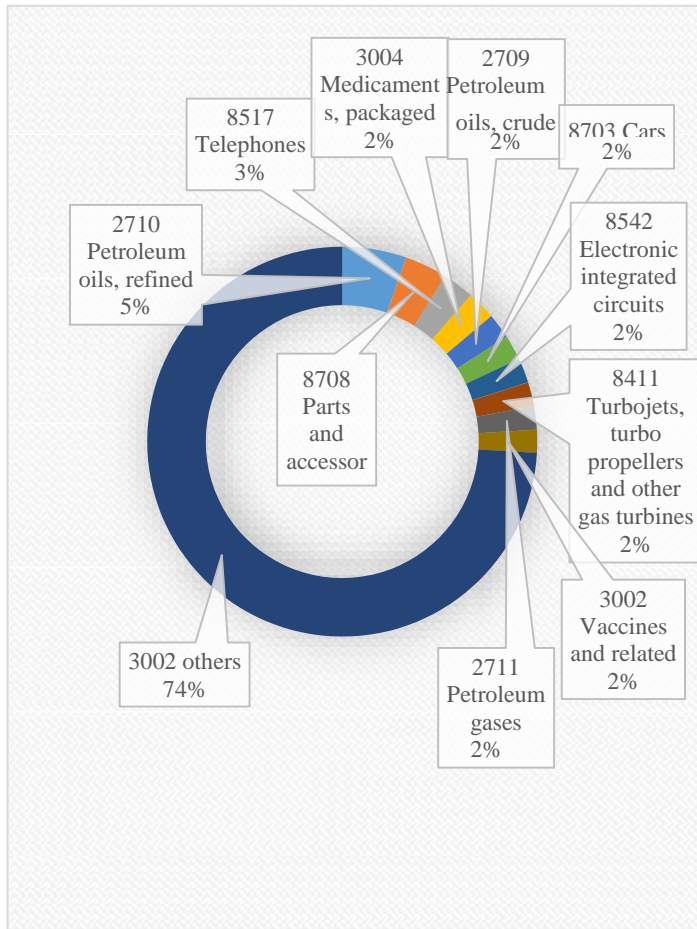


Major Import Sources of Brazil

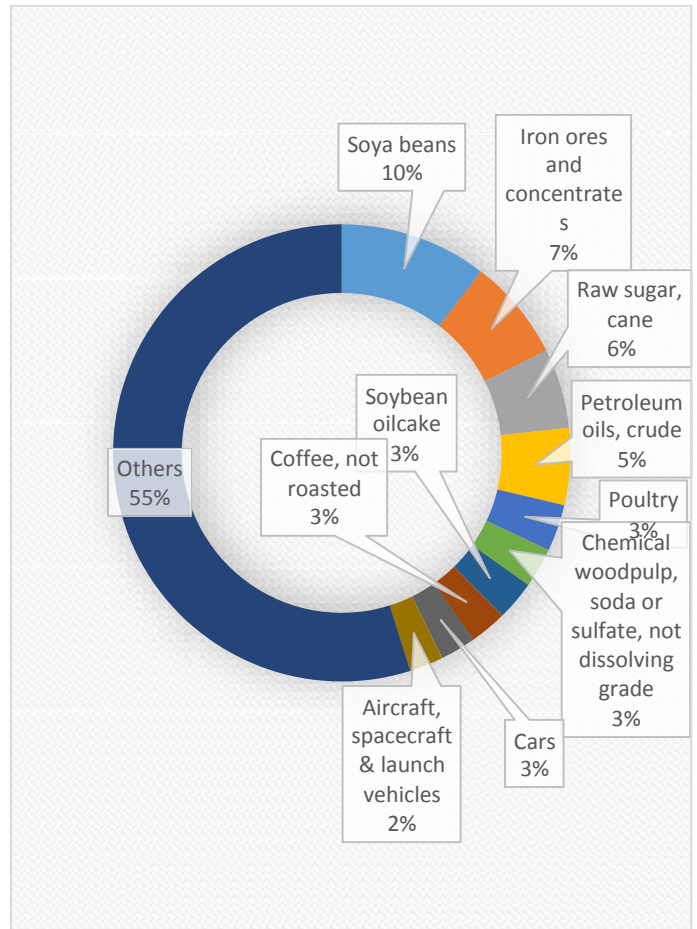
Major Export Destinations Brazil



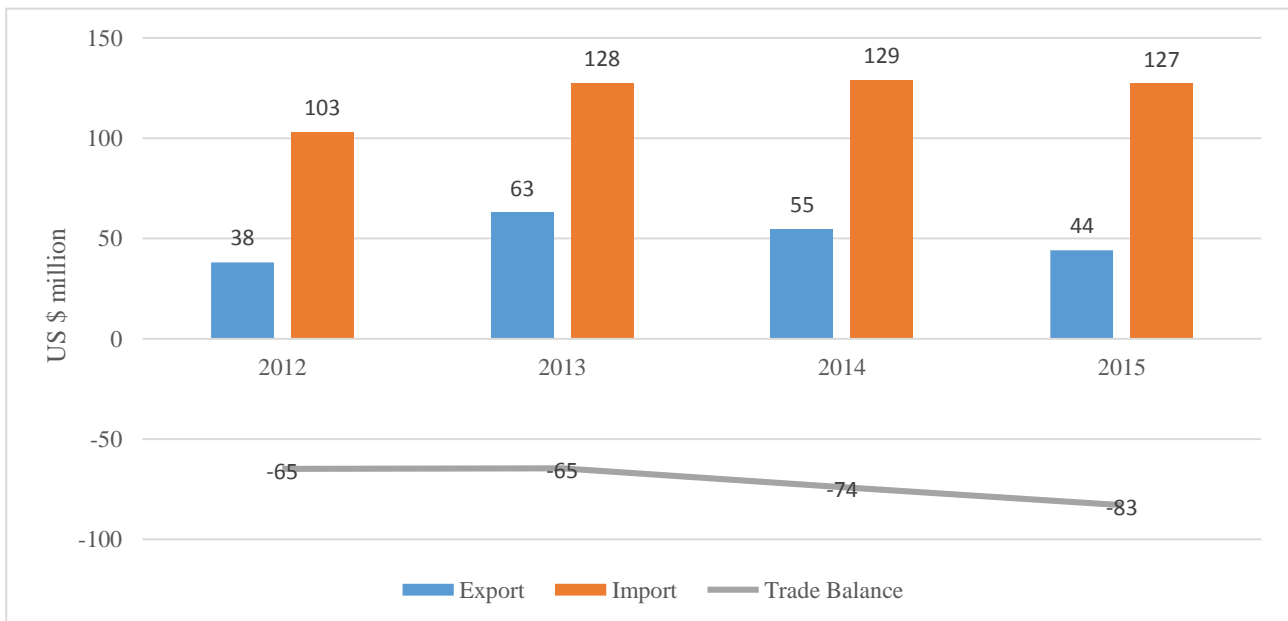
Major Import Products of Brazil



Major Export Products of Brazil



Sri Lanka- Brazil Trade (2012-2015)



US \$ million

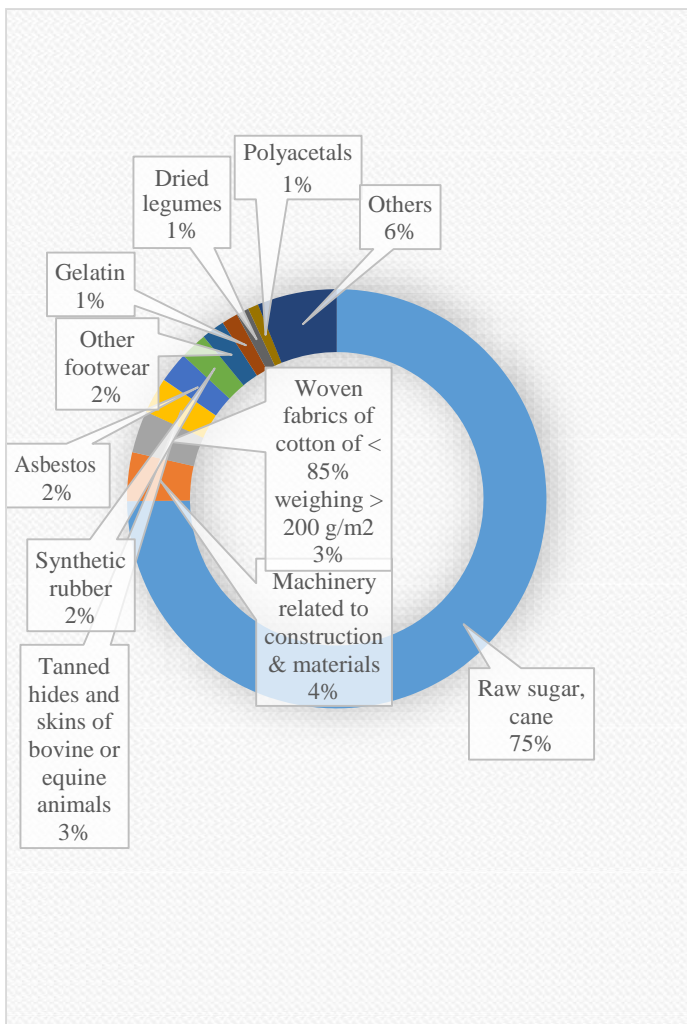
	2012	2013	2014	2015
Export to Brazil	38	63	55	44
Import to SL	103	128	129	127
Trade balance	-65	-65	-74	-83

Source: Trade map

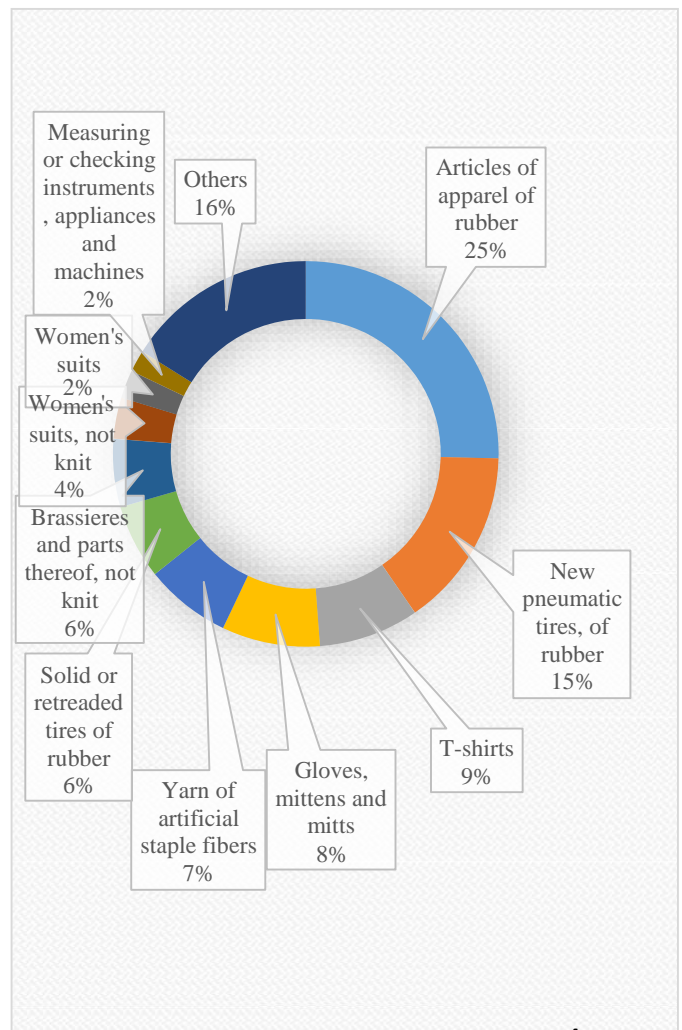
Sri Lankan products with export potential to Brazil

- Copper and articles
- Cereals
- Aluminum and articles
- Tools, implements, cutlery,
- Animal, vegetable fats and oils, cleavage products,
- Vegetable, fruit, nut, food preparations
- Printed books, newspapers, pictures
- Glass and glassware

Sri Lanka’s Imports from Brazil



Sri Lanka’s Export to Brazil



Trade Fairs/Solo Exhibitions and Trade Missions in Brazil

Exhibition	Category	Date
Latin Expo	Business Services, Logistics & Transportation	29-Mar-17
FIMMA Brasil	Plant, Machinery & Equipment, Furniture, Hand, Machine & Garden Tool	28-31 Mar 2017
Expovest	Apparel & Clothing, Lifestyle & Fashion	03-05 Apr 2017
Autocom	Business Services, Franchising & Retailing	04-06 Apr 201
Congresso Rti Data Centers	Computer Hardware & Software, Internet & Startups, IT & Technology	05-06 Apr 2017
Brazilian Beverage Congress (Confrebras)	Food & Beverage	05-06 Apr 2017
Rio Boat Show	Marine & Boat	05-11 Apr 2017

Source: <http://10times.com>

Useful Addresses

Brazil Embassy in Sri Lanka

Address: 4 Rosmead Pl, Colombo 00700, Sri Lanka

Phone: +94 11 5 566900

Embassy of the Democratic Socialist Republic of Sri Lanka, Brasilia, Brazil

Office Address : SHIS QI 26, Conjunto 11, Casa 18, Lago Sul, Brasilia DF, CEP 71670 – 110, Brazil

Telephone: 3541-3481

: 3541-3488

Email : lankaemb.br@gmail.com

Source: <https://www.embassypages.com/>

Preferential Trade Arrangements

- The MERCOSUR
- Latin American Integration Association (ALADI)
- Union of South American Nations (UNASUR)
- Latin American and Caribbean Economic System (SELA).
- The Andean Community (associate).
- Economic Commission for Latin America and the Caribbean (ECLAC)
- Inter-American Development Bank (IDB)
- Forum for East Asia-Latin America Cooperation (FEALAC)
- Summit of South American-Arab Countries (ASPA)

Source: Wikipedia