

SRI LANKA EXPORT DEVELOPMENT BOARD



*Market &
Country
brief on
Egypt*

PREPARED BY
MARKET DEVELOPMENT
DIVISION-EDB

October, 2018

Contents

1. Egypt in Brief
2. Trade between Sri Lanka and Egypt
3. Bilateral Trade between Sri Lanka and Egypt (2013-2017)
4. Sri Lanka's Major Export Products to Egypt (2013-2017)
5. Sri Lanka's Major Import Products from Egypt (2013-2017)
6. Sri Lanka's Leading Exporters to Egypt -2017
7. Potential Exports to Egypt from Sri Lanka
8. Egypt Trade with the World (2013-2017)
9. Trade Agreements of Egypt
10. Useful Addresses

1. Egypt in Brief

Geographical Location

Egypt – Map



Egypt - Flag



Egypt is a country in Northern Africa that covers an area of 1,001,450 square kilometers and the 31st largest country in the world. Egypt is bordered by the Mediterranean Sea, Libya, the Gaza Strip, and the Red Sea and includes the Asian Sinai Peninsula. The capital of Egypt is Cairo. Egypt climate is desert, hot and contain dry summers with moderate winters. The country possess petroleum, natural gas, iron ore, phosphates, manganese, limestone, gypsum, talc, asbestos, lead, rare earth elements, zinc as natural resources.

Demography

Population : 97,041,072 (July 2017 est.)

Population growth rate : 2.45% (2017 est.)

Economy

Egypt is bisected by the highly fertile Nile valley where most economic activity takes place. Egypt's economy was highly centralized during the rule of former President Gamal Abdel Nasser but opened up considerably under former Presidents Anwar El-Sadat and Mohamed Hosni Mubarak. Agriculture, hydrocarbons, manufacturing, tourism, and other service sectors drove the country's relatively diverse economic activity. In late 2016, persistent dollar shortages and waning aid from its Gulf allies led Cairo to turn to the IMF for a 3-year, \$12 billion loan program. To secure the deal, Cairo floated its currency, introduced new taxes, and cut energy subsidies - all of which pushed inflation above 30% for most of 2017

GDP - per capita (PPP) : \$12,700 (2017 est.)
\$12,800 (2016 est.)

Exports

Amount: US \$ 25.9 Bn (2017)
US \$ 22.5 Bn (2016)

Export commodities:

- Crude Oil And Petroleum Products
- Fruits And Vegetables
- Cotton, Textiles
- Metal Products
- Chemicals
- Processed Food

Export partners:

- UAE 10.9%
- Italy 10%
- US 7.4%
- UK 5.7%
- Turkey 4.4%
- Germany 4.3%
- India 4.3%

Imports

Amount: US \$ 66.3 Bn (2017)
US \$ 58.0 Bn (2016)

Import commodities:

- Machinery and Equipment
- Foodstuffs
- Chemicals
- Wood Products
- Fuels

Import partners:

- China 7.9%
- UAE 5.2%
- Germany 4.8%
- Saudi Arabia 4.6%
- US 4.4%
- Russia 4.3%

Source: CIA World Factbook, Trade Map

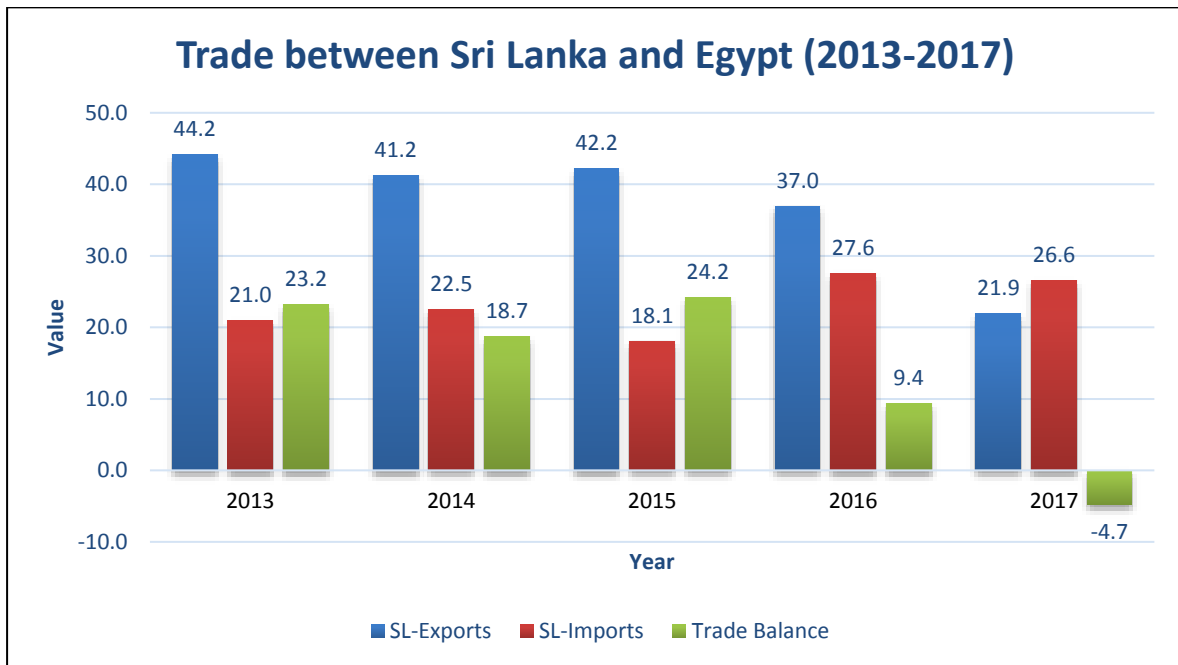
2. Trade between Sri Lanka & Egypt

Egypt is the 57th export destination for Sri Lanka. Total export value from Sri Lanka to Egypt was USD 21.9 million in 2017 and total imports from Egypt to Sri Lanka for the same period were USD 26.6 million. Sri Lanka's exports have decreased from USD 44.2 million to USD 21.9 million with reference to the 2013 & 2017.

3. Bilateral Trade between Sri Lanka and Egypt (2013-2017)

Value in US \$ Million

Year	SL-Exports	SL-Imports	Trade Balance
2013	44.2	21.0	23.2
2014	41.2	22.5	18.7
2015	42.2	18.1	24.2
2016	37.0	27.6	9.4
2017	21.9	26.6	-4.7

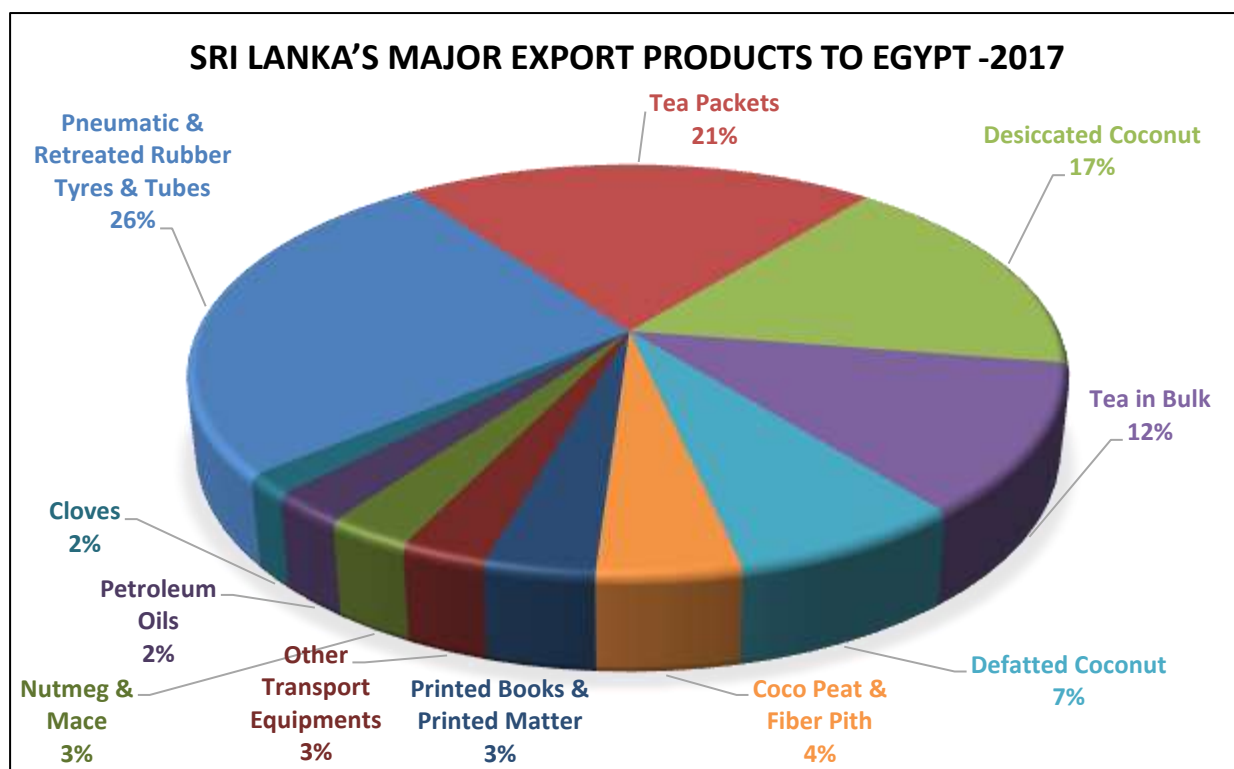


Source: Sri Lanka Customs

4. Sri Lanka's Major Export Products to Egypt (2013-2017)

Value in US \$ Thousand

Code	Product Description	2013	2014	2015	2016	2017
S.020302	Pneumatic & Retreated Rubber Tyres & Tubes	5,045	8,365	5,830	5,572	5,155
S.0101	Tea Packets	4,941	6,653	5,414	5,736	4,084
S.030102	Desiccated Coconut	6,267	13,513	7,762	11,148	3,264
S.0103	Tea in Bulk	3,554	5,508	9,022	5,101	2,318
S.030112	Defatted Coconut	334	433	301	969	1,437
S.030205	Coco Peat & Fiber Pith	189	188	832	839	878
S.120301	Printed Books & Printed Matter	138	493	184	520	677
S.160299	Other Transport Equipments	290	745	162	542	529
S.040104	Nutmeg & Mace	1,162	111	84	320	525
S.1801	Petroleum Oils					482
S.040103	Cloves	344	177	472	221	316
S.0702	Apparel	39	132	151	376	283
S.0701	Woven Fabrics	638	768	2,134	2,470	253
S.030301	Activated Carbon	66	292	135	175	251
S.130101	Inorganic Chemicals	247	233	270	257	249
S.140302	Tableware & Kitchenware	244	380	275	194	242
S.0799	Other Textile Articles	108	65	73	126	153
S.120203	Labels Printed or Not	87	146	105	63	135
S.1105	MDF Boards	366	425	424	385	127
S.160199	Other Electrical & Electronic Products	74	8	100
	Others	20,034	2,555	8,614	1,942	431
	Total :	44,166	41,182	42,244	36,965	21,888



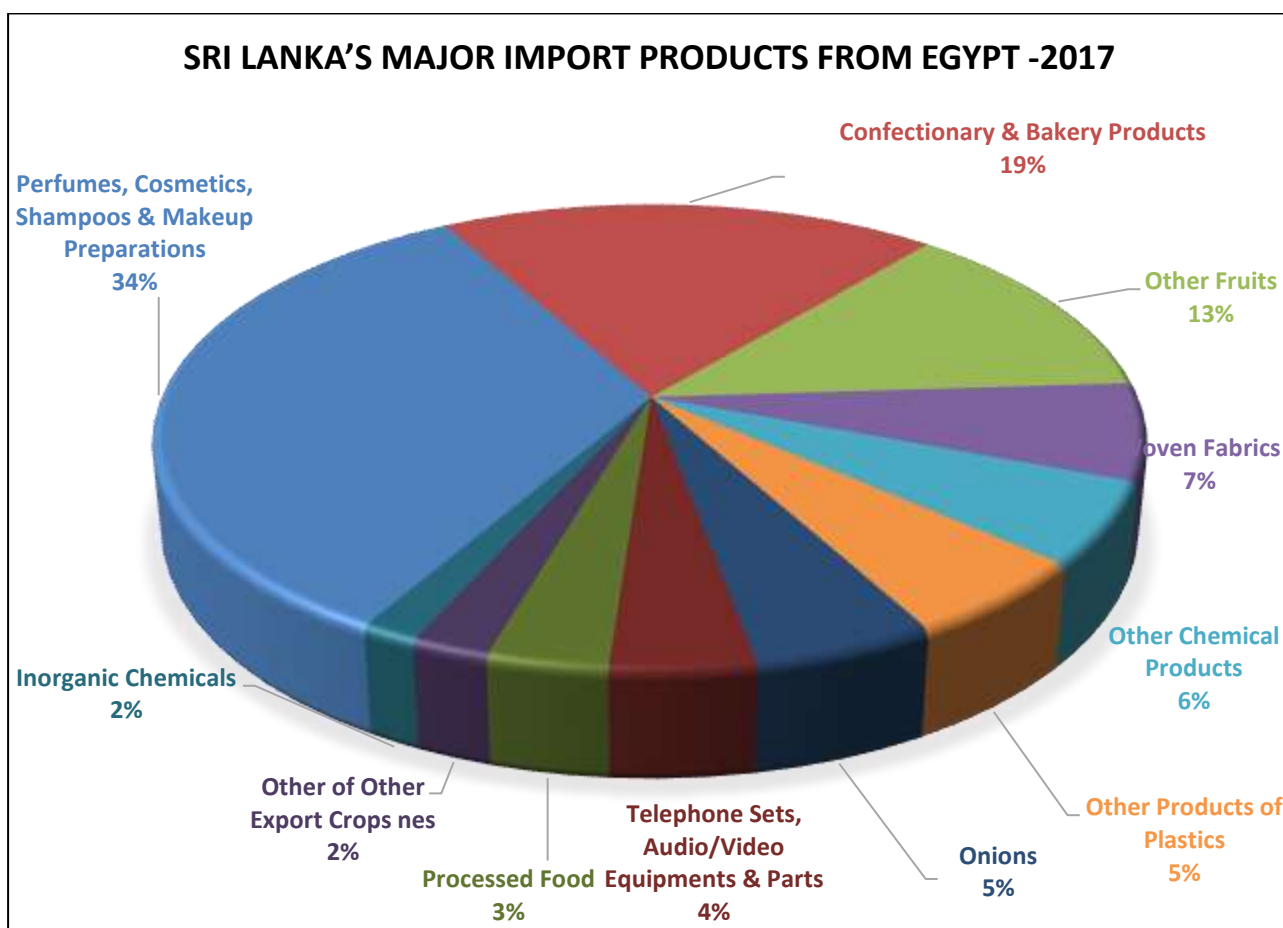
Source: Sri Lanka Customs

5. Sri Lanka's Major Import Products from Egypt (2013-2017)

Value in US \$ Thousand

Code	Product Description	2013	2014	2015	2016	2017
S.130106	Perfumes, Cosmetics, Shampoos & Makeup Preparations	4,944	6,340	6,213	14,621	8,477
S.0802	Confectionary & Bakery Products	132	187	141	216	4,837
S.040399	Other Fruits	1,127	1,320	1,970	2,634	3,260
S.0701	Woven Fabrics	11	104		476	1,697
S.130199	Other Chemical Products	1,965	2,167	2,221	3,282	1,439
S.130204	Other Products of Plastics	1,609	1,936	1,416	1,780	1,396
S.040201	Onions		66	109		1,294
S.160102	Telephone Sets, Audio/Video Equipments & Parts	11	75	815	1,170	1,023
S.0803	Processed Food	353	638	932	817	856
S.040599	Other of Other Export Crops	241	921	856	439	553
S.130101	Inorganic Chemicals	305	445	515	567	401

S.140299	Other Articles of Stones	162	313	428	200	233
S.040299	Other Vegetables		3	...	477	218
S.040203	Garlic				112	167
S.130107	Soap, Washing Preparations, Waxes, Candles etc.		49		...	130
S.140199	Other Natural Sands	59	35	80	106	99
S.160199	Other Electrical & Electronic Products	15	10	3	2	97
S.0702	Apparel	74
S.130105	Paints, Varnishes and Dyeing Extracts		70	91	124	62
S.130102	Organic Chemicals	63	56	26	45	42
	Others	10,001	7,755	2,256	514	254
	Total :	20,999	22,491	18,070	27,582	26,610



Source: Sri Lanka Customs

6. Sri Lanka's Leading Exporters to Egypt -2017

Company Details	Products Exported within this Period
Ceylon Tea Marketing Pvt Ltd	Tea Packets, Printed Books & Printed Matter
Associated Ceat Pvt Ltd	Pneumatic & Retreated Rubber Tyres & Tubes
J-Cey Tea Pvt Ltd	Tea in Bulk
Camso Loadstar Pvt Ltd	Pneumatic & Retreated Rubber Tyres & Tubes
Adamexpo	Desiccated Coconut, Defatted Coconut
Expolanka Pvt Ltd	Desiccated Coconut, Defatted Coconut
G P De Silva & Sons Spice Pvt Ltd	Desiccated Coconut, Defatted Coconut
Samson Rubber Industries Pvt Ltd	Pneumatic & Retreated Rubber Tyres & Tubes
Dutch Lanka Trailer Manufactures Pvt Ltd	Other Transport Equipments, Gaskets, Washers, Seals etc. of Hard Rubber, Other Electrical & Electronic Products
Akbar Brothers Pvt Ltd	Tea Packets, Green Tea, Tea in Bulk, Sacs & Bags of Plastics, Envelopes, Letter Cards, Post Cards
Lanka Marine Services Pvt Ltd	Petroleum Oils
J B Enterprises Pvt Ltd	Coco Peat & Fiber Pith
Pelemix Lanka Pvt Ltd	Coco Peat & Fiber Pith
Ranfer Teas Pvt Ltd	Tea in Bulk
Spice Of Life Pvt Ltd	Cloves, Nutmeg & Mace
Dilmah Ceylon Tea Company Plc	Tea Packets, Processed Food, Other Electrical & Electronic Products, Jewellery Boxes, Cloth Hangers and Handicraft, Furniture & Seats, Products Unclassified, Printed Books & Printed Matter
Hayleys Free Zone Ltd	Pneumatic & Retreated Rubber Tyres & Tubes
Ceat Kelani International Tyres Pvt Ltd	Pneumatic & Retreated Rubber Tyres & Tubes
Orient Trading Co Pvt Ltd	Nutmeg & Mace
Asian Tyres Pvt Ltd	Pneumatic & Retreated Rubber Tyres & Tubes

Source: Sri Lanka Customs

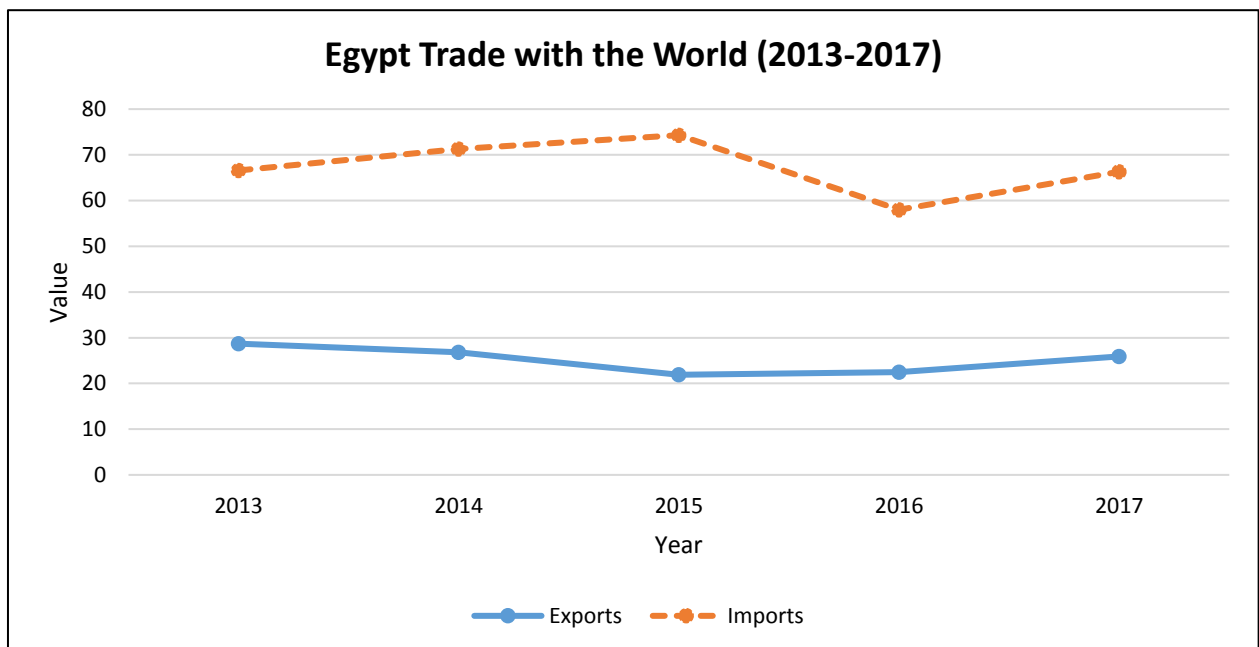
7. Potential Products to be exported from Sri Lanka

- Printed matter
- Trailers and semi-trailers for the transport of goods
- Activated carbon
- Labels, badges and similar articles, of textile materials
- Gloves, mittens and mitts
- Paper or paperboard labels of all kinds, non-printed
- Printed books, brochures and similar printed matter
- Parts of trailers and semi-trailers and other vehicles not mechanically propelled
- Green tea in immediate packings of > 3 kg
- Sacks and bags, incl. cones, of polymers of ethylene
- T-shirts, singlets and other vests of textile materials
- Narrow woven fabrics of textile materials
- Women's or girls' trousers, bib and brace overalls, breeches and shorts of cotton
- Furniture of plastics (excluding medical, dental, surgical or veterinary, and seats)

8. Egypt Trade with the World (2013-2017)

Value in US \$ Billion

	2013	2014	2015	2016	2017
Exports	28.7	26.8	21.9	22.5	25.9
Imports	66.6	71.3	74.3	58.0	66.3



Source: Trade Map

9. Preferential Trade Agreements

- The General Agreement on Tariffs and Trade (GATT)
- The General Agreement on Trade in Services (GATS)
- European Union-Egypt Free Trade Agreement (Association Agreement)
- Free Trade Agreement with EFTA States
- Turkey-Egypt Free Trade Agreement
- Greater Arab Free Trade Area Agreement
- Agadir Free Trade Agreement among Egypt, Morocco, Tunisia and Jordan
- Egyptian-European Mediterranean Partnership Agreement
- The Common Market for Eastern and Southern Africa (COMESA)
- Pan Arab Free Trade Area (PAFTA)

10. Useful Addresses

Egyptian Embassy in Colombo, Sri Lanka

39 Dr. Lester James Peries Mw.

Colombo 5

Sri Lanka

TP: (+94) 11 250 8752

(+94) 11 258 3621

FAX: (+94) 11 258 5292

EMAIL: egyptlanka@sltnet.lk

WEBSITE: www.mfa.gov.eg/english/embassies/egyptian_embassy_srilanka/

Sri Lankan Embassy in Cairo, Egypt

No. 8, Sri Lanka Street

Zamalek

Cairo

Egypt

TP :(+20) 2 2735 0047

(+20) 2 2735 4966

FAX :(+20) 2 2736 7138

EMAIL: slemb.cairo@mfa.gov.lk

WEBSITE: www.slembassyeg.org

Source: <https://www.embassypages.com/>