

Market Brief on Hong Kong

February 2017

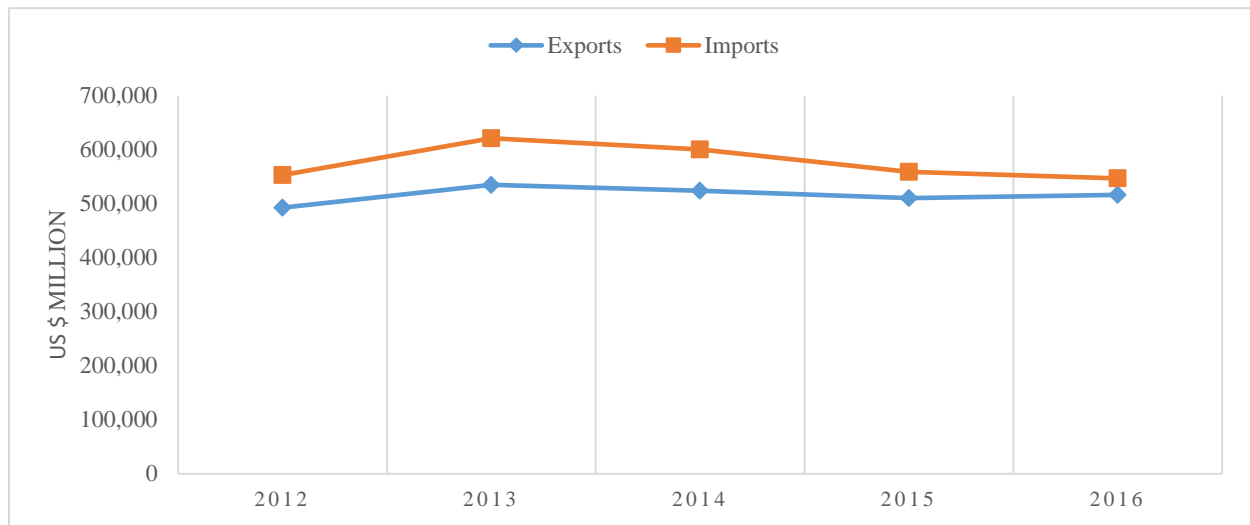


As one of the world's leading international financial centers, Hong Kong's service-oriented economy is characterized by its low taxation, almost free port trade and well established international financial market. Its currency, called the Hong Kong dollar, is legally issued by three major international commercial banks, and pegged to the US dollar. Interest rates are determined by the individual banks in Hong Kong to ensure it is fully market-driven. There is no officially recognized central banking system, Hong Kong has had the highest degree of economic freedom in the world.

City	Population
Hong Kong Central and Western	7,012,738
Kowloon , Kowloon City	2,019,533
Tsuen Wan , Tsuen Wan	288,728
Yuen Long Kau Hui , Yuen Long	141,900
Tung Chung , Islands	45,000
Shatin , Sha Tin	21,559
Tuen Mun , Tuen Mun	16,940
Tai Po , Tai Po	16,302
Sai Kung , Sai Kung	11,927
Yung Shue Wan,	6,000

Total Population	7,346,248
Area	1,100 km ²
Time Zone	HKT UTC +8
Capital City	Victoria City
International Telephone Code	+852
Currency	Hong Kong dollar
Exchange Rate (27/10/16)	1 Hong Kong Dollar equals 0.13 US Dollar
GDP (Dec 2015)	310(US \$ Billion)
GDP per capita (Dec 2015)	36173.30 USD
GDP Growth Rate (Dec 2015)	1.2 percent
Ease of Doing Business (<i>World Bank 2017</i>)	5/190
Inflation Rate (Feb.2017)	1.30%
Official Language(s)	Chinese and English
Other Languages	-
Business Hours	09:00-18:00
Banking Hours	09:00 to 17:00.
Literacy Rate	96.9%
Measures	Metric System
Important International Participation	<i>World Trade Organization Asia-Pacific Economic Cooperation</i>

Hong Kong Trade with the World (2012-2015)



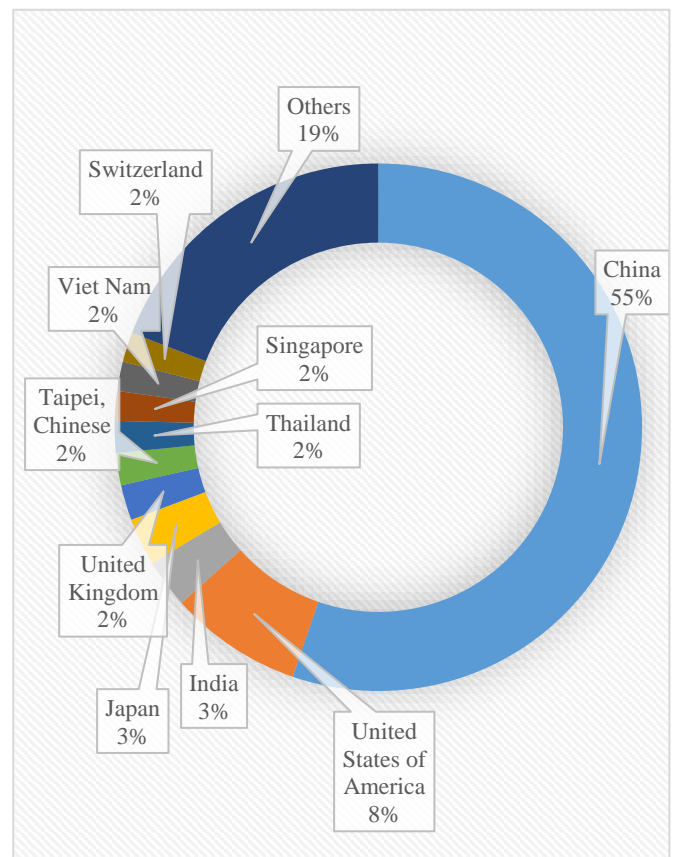
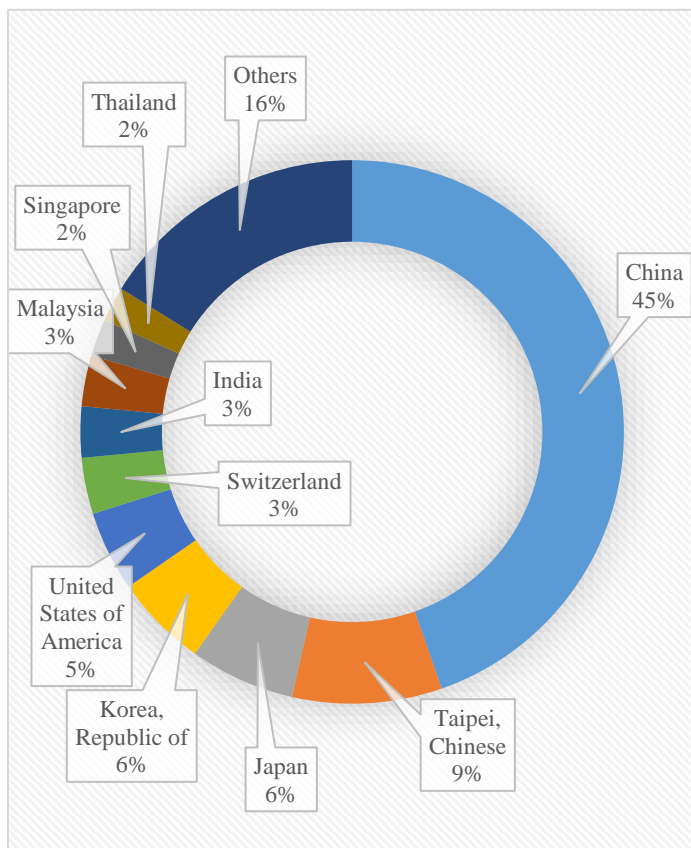
(US \$ million)

	2012	2013	2014	2015	2016
Exports	492,907	535,187	524,065	510,533	516,588
Imports	553,486	621,417	600,613	559,284	547,124

Source: Trade map

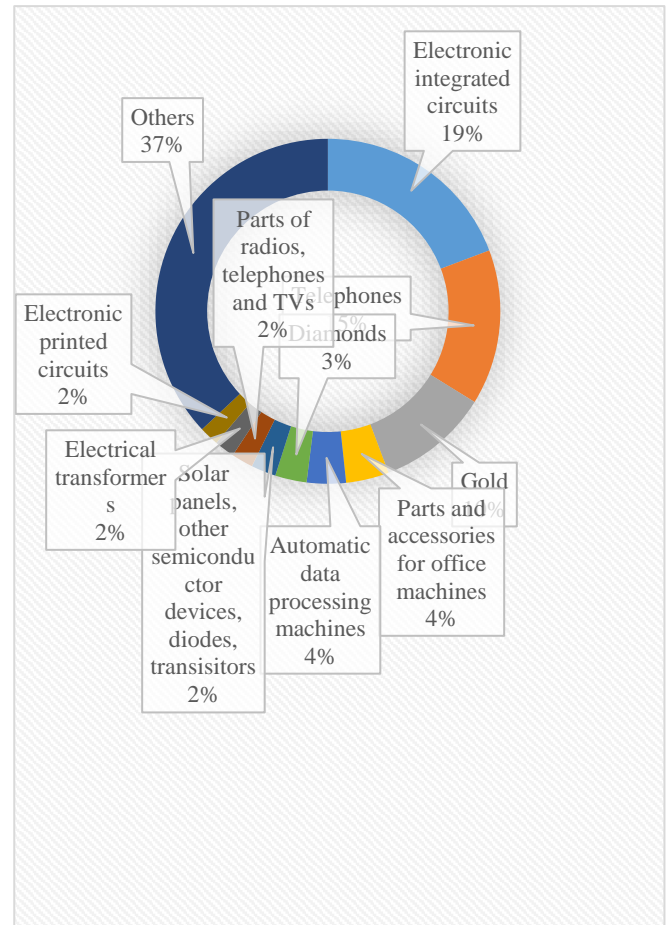
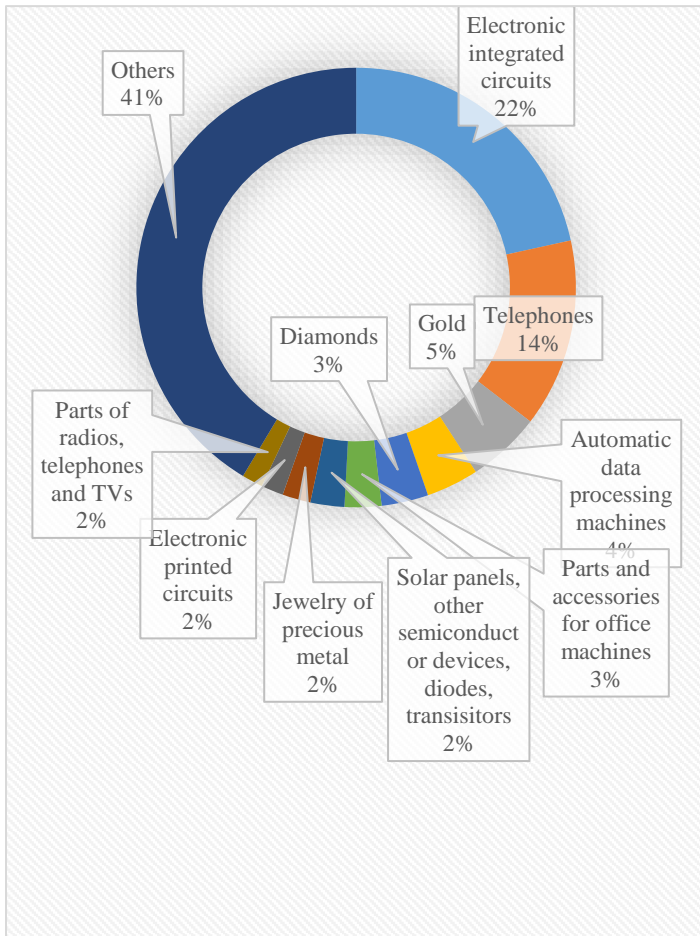
Major Import Sources of Hong Kong

Major Export Destinations of Hong Kong

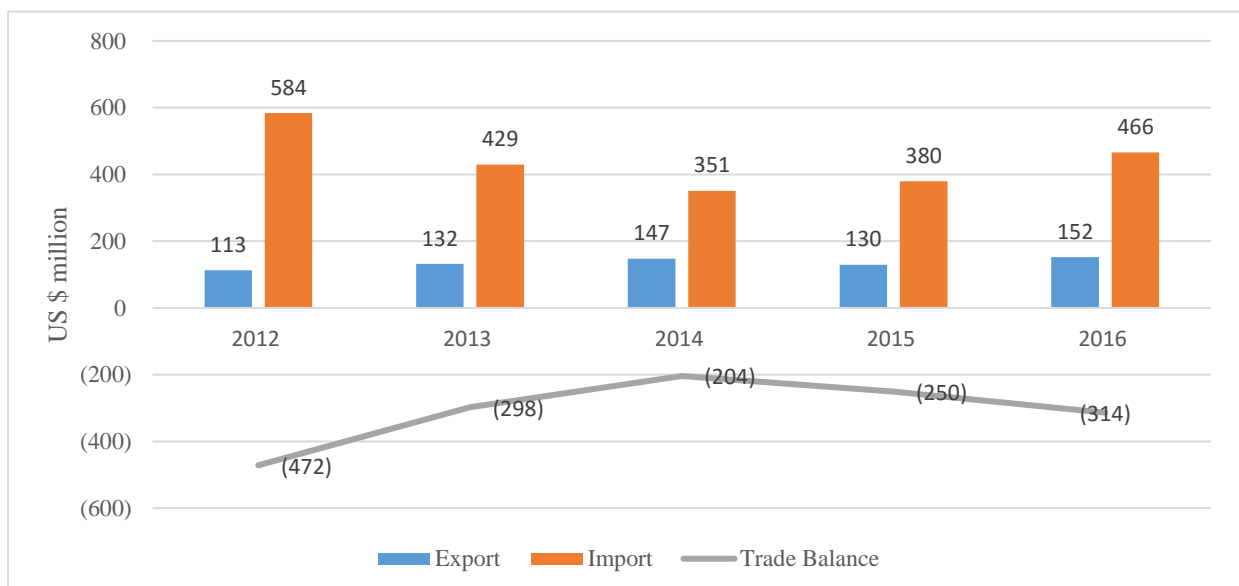


Major Import Products of Hong Kong

Major Export Products of Hong Kong



Sri Lanka- Hong Kong Trade (2012-2016)



US \$ million

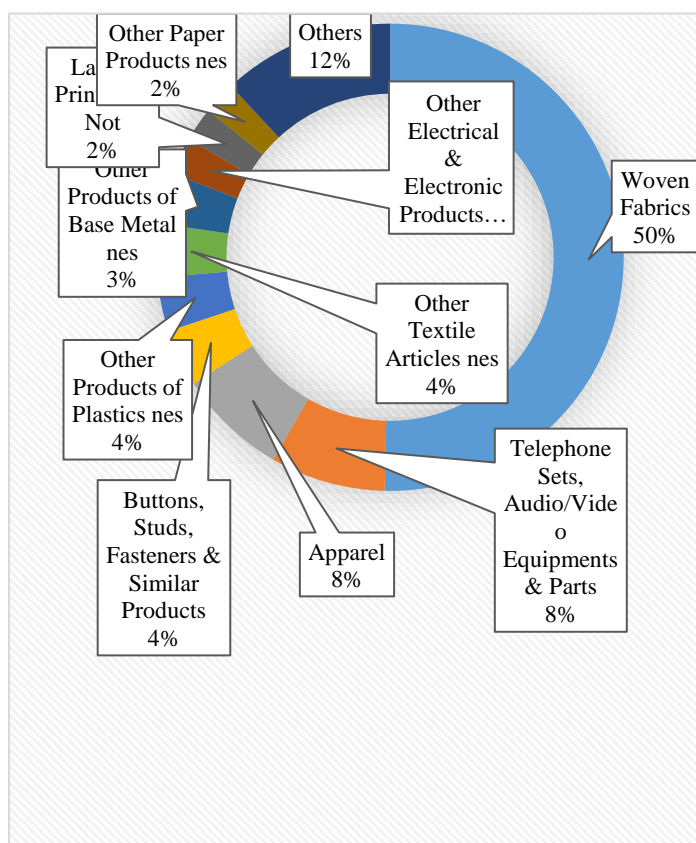
	2012	2013	2014	2015	2016
Exports	113	132	147	130	152
Imports	584	429	351	380	466
Trade Balance	(472)	(298)	(204)	(250)	(314)

Source: Trade Map

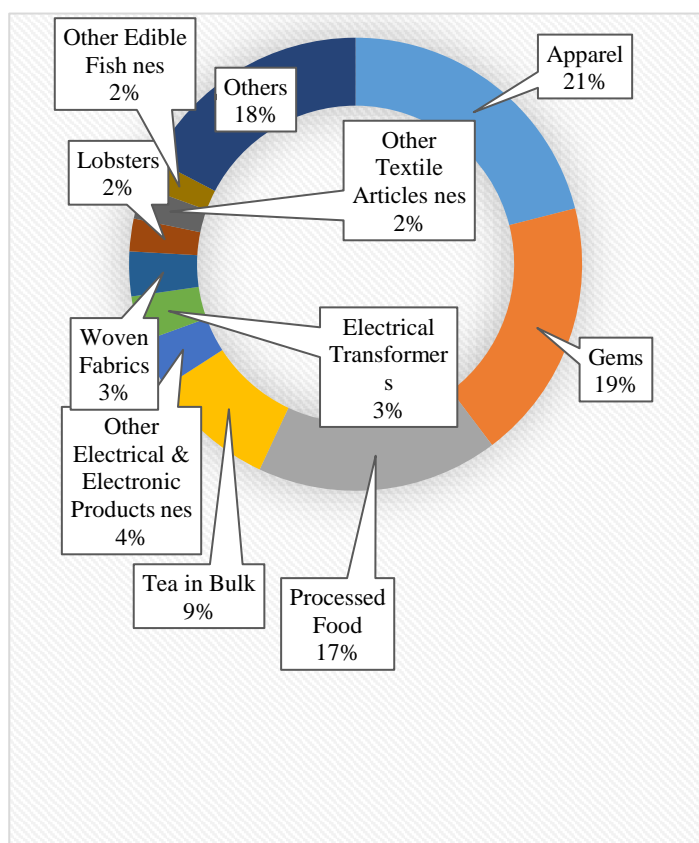
Sri Lankan products with export potential to Hong Kong

- Residues, wastes of food industry, animal fodder
- Copper and articles
- Edible fruit, nuts, peel of citrus fruit, melons
- Meat, fish and seafood food preparations
- Glass and glassware
- Sugars and sugar confectionery

Sri Lanka's Imports from Hong Kong (2016)



Sri Lanka's Export to Hong Kong (2016)



Trade Fairs/Solo Exhibitions and Trade Missions

Exhibition	Date
Hong Kong Jewelry Show	March 2-6, 2017.
Art Basel Hong Kong	March 23-25, 2017.
Hong Kong Flower Show	March 10 - 19, 2017.
Hong Kong Electronics Show (Spring)	April 13-16, 2017
Hong Kong Book Fair	July 19-25, 2017.
Ani-Com and Games Hong Kong	Summer 2017 dates
Hong Kong Food Expo	August 17-21, 2017.

Useful Addresses

Hong Kong Embassy list in Sri Lanka

381 A, Bauddhaloka Mawatha Colombo

Phone+94-11-2676658/+94-11-2688610

Sri Lanka Consulate

Address: 43-59 Queen's Rd E, Wan Chai, Hong Kong

Phone: +852 2581 4111

Preferential Trade Agreements

- Mainland and Hong Kong Closer Economic Partnership Arrangement (CEPA)
- Hong Kong, China - New Zealand Closer Economic Partnership Agreement
- FTA between Hong Kong, China and EFTA Member States
- FTA between Hong Kong, China and Chile

Source: EDB statistics, Trade map

Prepared by: Market Development Division (EDB)