

SRI LANKA EXPORT DEVELOPMENT BOARD

*Market &
Country
brief on
Japan*



PREPARED BY
MARKET DEVELOPMENT
DIVISION-EDB
October, 2018

Contents

1. Japan in Brief
2. Trade between Sri Lanka and Japan
3. Bilateral Trade between Sri Lanka and Japan (2013-2017)
4. Sri Lanka's Major Export Products to Japan (2013-2017)
5. Sri Lanka's Major Import Products from Japan (2013-2017)
6. Sri Lanka's Leading Exporters to Japan -2017
7. Potential Exports to Japan from Sri Lanka
8. Japan Trade with the World (2013-2017)
9. Trade Agreements of Japan
10. Useful Addresses


1. Japan in Brief

Geographical Location

Japan – Map



Japan - Flag



Japan is a country in Eastern Asia that covers an area of 377,915 square kilometers and the 63rd largest country in the world. Japan is an island chain between the North Pacific Ocean and the Sea of Japan and situated east to the Korean Peninsula. The capital of Japan is Tokyo. Japan's climate varies from tropical in south to cool temperate in north. The country possess negligible mineral resources and fish as natural resources. Japan is the world's largest importer of coal and liquefied natural gas, as well as the second largest importer of oil.

Demography

Population : 126,451,398 (July 2017 est.)

Population growth rate : -0.21% (2017 est.)

Economy

Over the past 70 years, government-industry cooperation, a strong work ethic, mastery of high technology, and a comparatively small defense allocation have helped Japan develop an advanced economy. Scarce in critical natural resources, Japan has long been dependent on imported energy and raw materials. After the complete shutdown of Japan's nuclear reactors following the earthquake and tsunami disaster in 2011, Japan's industrial sector has become even more dependent than before on imported fossil fuels. However, Prime Minister Shinzo Abe's government is seeking to restart nuclear power plants that meet strict new safety standards and is emphasizing nuclear energy's importance as a base-load electricity source. Under the Abe Administration, Japan's government sought to open the country's economy to greater foreign competition and create new export opportunities for Japanese businesses, including by joining 11 trading partners in the Trans-Pacific Partnership (TPP).

GDP - per capita (PPP) : \$42,800 (2017 est.)
\$42,400 (2016 est.)

Exports

Amount: US \$ Bn 698 (2017)
US \$ Bn 645 (2016)

Export commodities:

- Motor vehicles 14.9%
- Iron and steel products 5.4%
- Semiconductors 5%
- Auto parts 4.8%
- Power generating machinery 3.5%
- Plastic materials 3.3%

Export partners:

- US 19.4%
- China 19%
- South Korea 7.6%
- Hong Kong 5.1%
- Thailand 4.2%

Imports

Amount: US \$ Bn 672 (2017)
US \$ Bn 607 (2016)

Import commodities:

- Petroleum 16.1%
- Liquid natural gas 9.1%
- Clothing 3.8%
- Semiconductors 3.3%
- Coal 2.4%
- Audio and visual apparatus 1.4%

Import partners:

- China 24.5%
- US 11%
- Australia 5.8%
- South Korea 4.2%
- Saudi Arabia 4.1%

Source: CIA World Factbook, Trade Map

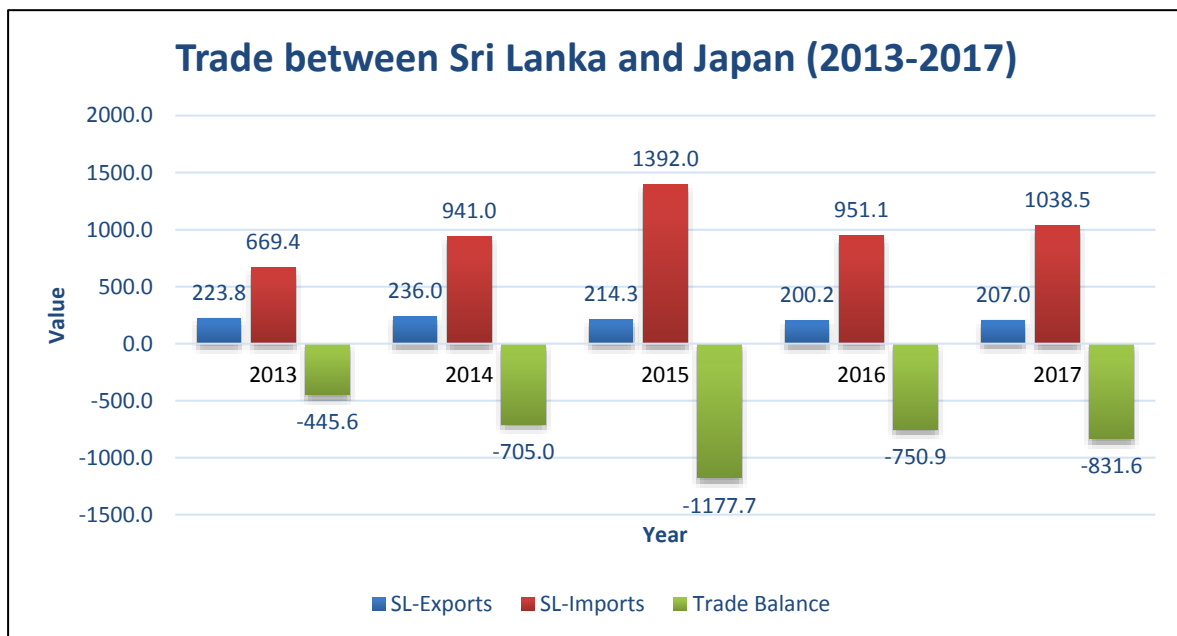
2. Trade between Sri Lanka & Japan

Japan is the 13th export destination for Sri Lanka. Total export value from Sri Lanka to Japan was US \$ 207.0 million in 2017 and total imports from Japan to Sri Lanka for the same period were US \$ 1038.5 million. Sri Lanka's exports have decreased from US \$ 223.8 million to US \$ 207.0 million with reference to the 2013 & 2017.

3. Bilateral Trade between Sri Lanka and Japan (2013-2017)

Value in US \$ Million

Year	SL-Exports	SL-Imports	Trade Balance
2013	223.8	669.4	-445.6
2014	236.0	941.0	-705.0
2015	214.3	1392.0	-1177.7
2016	200.2	951.1	-750.9
2017	207.0	1038.5	-831.6

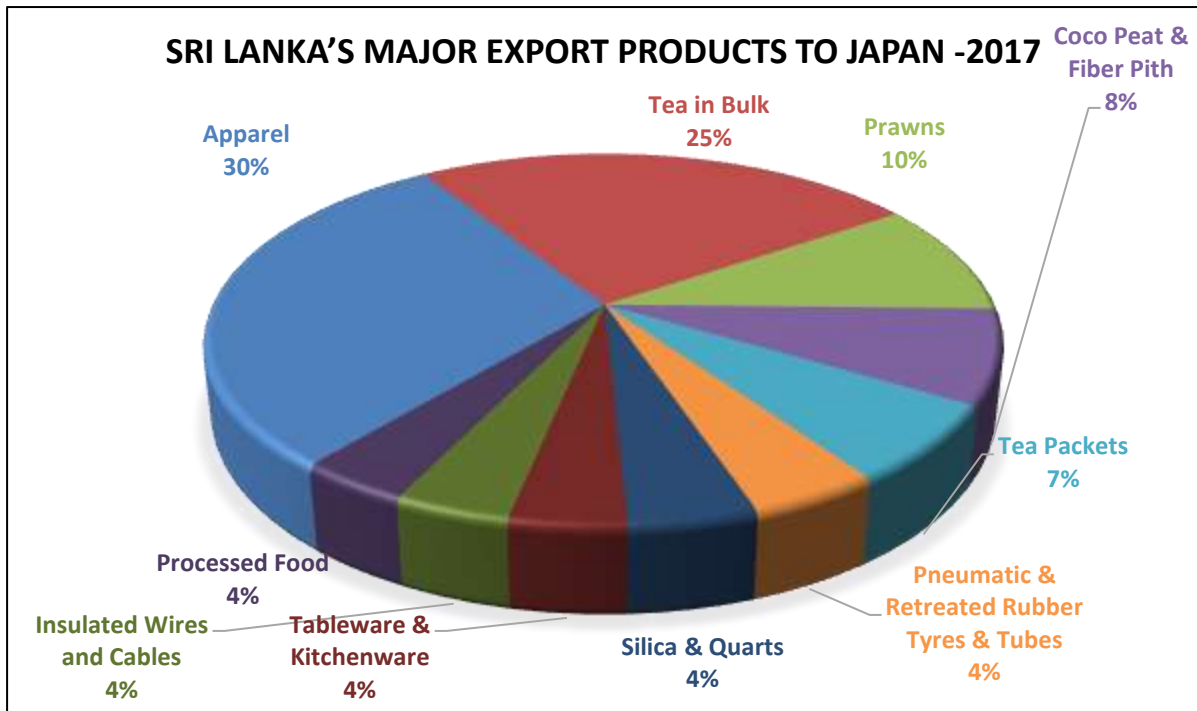


Source: Sri Lanka Customs

4. Sri Lanka's Major Export Products to Japan (2013-2017)

Value in US \$ Thousand

Code	Description	2013	2014	2015	2016	2017
S.0702	Apparel	38,694	47,970	39,532	44,638	42,126
S.0103	Tea in Bulk	35,829	37,651	31,409	28,136	34,611
S.050103	Prawns	16,196	18,165	10,357	12,332	13,841
S.030205	Coco Peat & Fiber Pith	11,421	9,526	11,001	12,582	11,530
S.0101	Tea Packets	12,096	11,407	10,559	13,933	9,527
S.020302	Pneumatic & Retreated Rubber Tyres & Tubes	5,252	5,179	5,916	5,527	6,376
S.140101	Silica & Quarts	5,268	5,254	4,153	4,242	6,251
S.140302	Tableware & Kitchenware	5,332	6,537	6,304	5,113	5,673
S.160107	Insulated Wires and Cables	3,872	7,414	7,216	6,781	5,646
S.0803	Processed Food	4,633	3,681	3,302	4,071	5,430
S.020304	Gaskets, Washers, Seals etc. of Hard Rubber	6,267	5,951	5,062	4,352	4,613
S.020104	Crepe Rubber	5,807	5,202	4,357	3,839	4,283
S.030301	Activated Carbon	3,056	4,213	5,686	3,802	4,227
S.030206	Brooms & Brushes	3,996	3,856	3,797	3,928	3,553
S.050199	Edible Fish	2,107	1,875	434	1,182	2,802
S.040402	Foliage	2,575	2,802	3,218	2,392	2,632
S.050102	Fish Fresh or Chilled	12,407	5,370	4,616	1,620	2,235
S.160199	Electrical & Electronic Products	869	1,815	1,349	979	2,228
S.020303	Industrial & Surgical Gloves of Rubber	1,741	2,208	2,217	1,391	1,935
S.0806	Animal Feed	1	1,230	1	972	1,808
S.140103	Graphite	1,453	1,449	1,923	1,643	1,773
S.160303	Toys Games & Sport Requisites	352	399	610	877	1,626
S.130103	Wadding Gauze, Bandages & Similar Pharmaceutical Articles	1,030	1,963	1,332	1,201	1,609
S.160201	Motor Vehicles & Parts	2,382	2,111	1,552	1,590	1,521
	Others	35,591	37,230	44,497	29,910	25,348
	Total :	223,816	235,973	214,320	200,195	206,962



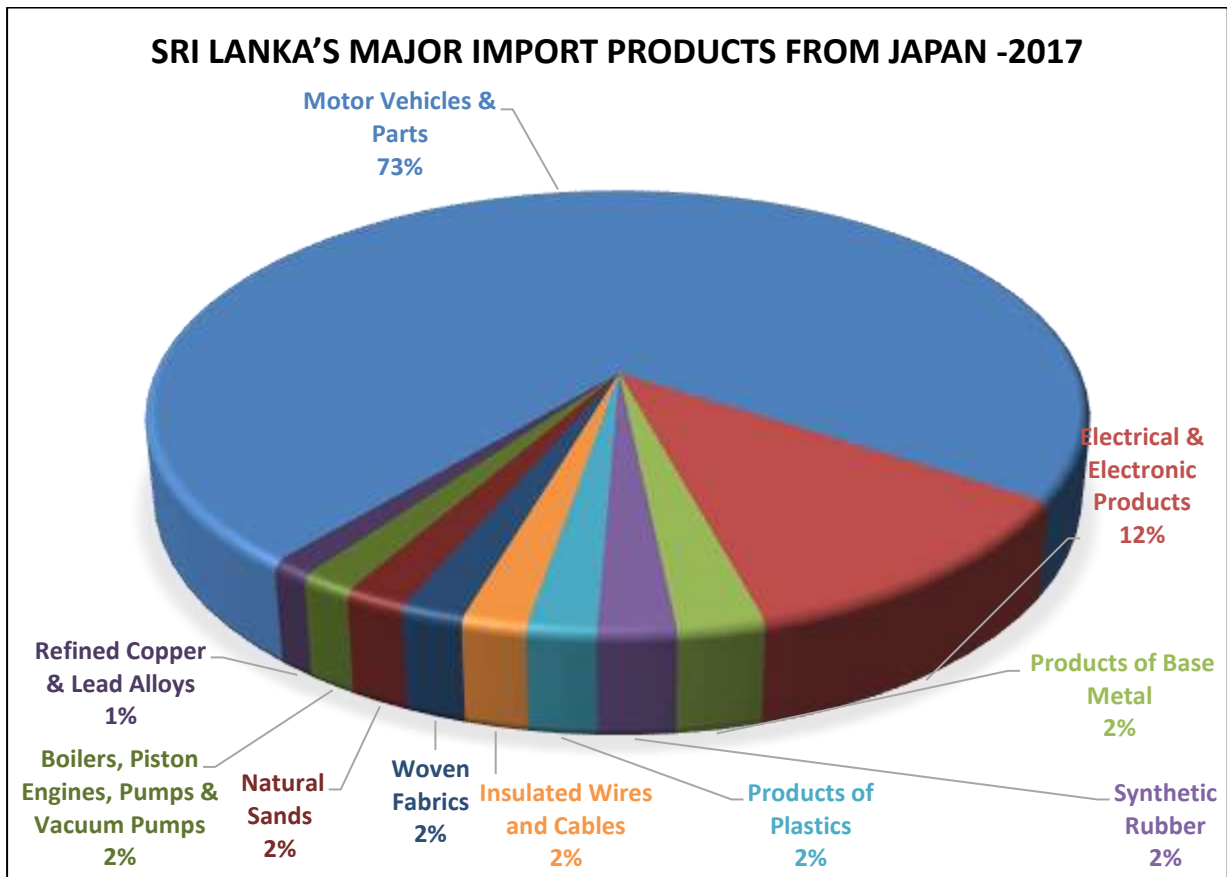
Source: Sri Lanka Customs

5. Sri Lanka's Major Import Products from Japan (2013-2017)

Value in US \$ Thousand

Code	Description	2013	2014	2015	2016	2017
S.160201	Motor Vehicles & Parts	418,247	661,499	1,081,900	587,186	660,021
S.160199	Electrical & Electronic Products	74,037	83,417	104,593	117,566	104,943
S.1599	Products of Base Metal	15,403	17,396	15,505	14,193	23,186
S.0202	Synthetic Rubber	3,971	5,679	10,587	13,623	20,706
S.130204	Products of Plastics	20,083	13,569	16,582	19,885	18,384
S.160107	Insulated Wires and Cables	3,731	2,041	1,599	2,588	17,248
S.0701	Woven Fabrics	11,620	19,412	18,822	20,714	16,922
S.140199	Natural Sands	8,688	148	2,643	11,998	16,661
S.160108	Boilers, Piston Engines, Pumps & Vacuum Pumps	15,705	14,588	13,066	15,226	14,413
S.1504	Refined Copper & Lead Alloys	146	1,406	2,035	4,387	11,049
S.130199	Chemical Products	9,841	11,924	13,163	10,522	10,594
S.160101	Electrical Transformers	468	749	511	14,603	9,322
S.160299	Other Transport Equipments	1,637	3,707	893	1,047	7,353
S.0799	Textile Articles	1,805	2,344	2,351	3,915	7,336
S.160111	Tea Bagging, Packing, Cleaning, Weighing Machines	4,505	4,602	8,423	6,223	7,134
S.130105	Paints, Varnishes and Dyeing Extracts	3,283	3,718	5,436	5,640	6,063
S.160104	Switches, Lamp Holders Boards & Panels	2,834	2,768	2,655	3,153	5,205
S.160102	Telephone Sets, Audio/Video Equipments & Parts	5,912	9,867	4,033	8,120	4,896
S.130103	Wadding Gauze, Bandages & Similar Pharmaceutical Articles	2,299	2,733	3,905	5,048	4,121
S.020301	Rubber Plates, Sheets Rods of Vulcanized or Unhardened Rubber	1,183	1,539	1,036	3,959	3,974
S.160301	Boat Building	3,466	7,290	845	129	3,669
S.130102	Organic Chemicals	7,856	10,178	7,991	5,474	3,337

S.020302	Pneumatic & Retreated Rubber Tyres & Tubes	4,184	4,169	4,160	4,085	3,137
S.160103	Printed Circuits	1,655	1,731	1,708	2,376	2,879
	Others	28,843	33,521	38,856	42,002	34,060
	Total :	669,385	941,015	1,392,046	951,101	1,038,513



Source: Sri Lanka Customs

6. Sri Lanka's Leading Exporters to Japan-2017

Company Details	Products Exported within this Period
Heritage Teas Pvt Ltd	Tea in Bulk
Brandix Apparel Ltd	Apparel
Eam Maliban Textiles Pvt Ltd	Apparel
Camso Loadstar Pvt Ltd	Pneumatic & Retreated Rubber Tyres & Tubes, Motor Vehicles & Parts, Gaskets, Washers, Seals etc. of Hard Rubber
Unilever Lipton Ceylon Ltd	Tea in Bulk, Tea Packets, Other Tea
Lanka Harness Co Pvt Ltd	Insulated Wires and Cables
Ceylon Catch Pvt Ltd	Prawns, Other Edible Fish, Crabs, Lobsters
Tea Tang Pvt Ltd	Tea in Bulk, Tea Packets, Other of Other Export Crops, Other Tea,
Noritake Lanka Porcelain Pvt Ltd	Tableware & Kitchenware Ceramic Products, Other Diamonds, Gems & Jewellery, Other Natural Sands
Alpex Marine Pvt Ltd	Prawns, Other Edible Fish, Crabs, Lobsters
H J S Condiments Ltd	Processed Food, Gherkins, Melons & Papayas, Other Fruits, Onions, Pineapples, Goraka (Garzenia), Bananas, Beverages
Hirdaramani International Exports Pvt Ltd	Apparel, Travel Goods, Bags etc., Made-Up Textile Articles
Walters Bay Bogawantalawa Estate Pvt Ltd	Tea in Bulk, Other Tea
Alchemy Boulders Pvt Ltd	Silica & Quarts
Mas Active Trading Pvt Ltd	Apparel
Haycarb Plc	Activated Carbon
Shinwa Lanka Pvt Ltd	Prawns
Smarts Shirts Lanka Ltd	Apparel
Mabroc Teas Pvt Ltd	Tea in Bulk, Other Tea, Tea Packets
Jayampathi Lanka Exports Pvt Ltd	Coco Peat & Fiber Pith, Coconut Husk Chips, Coconut Shell Pieces

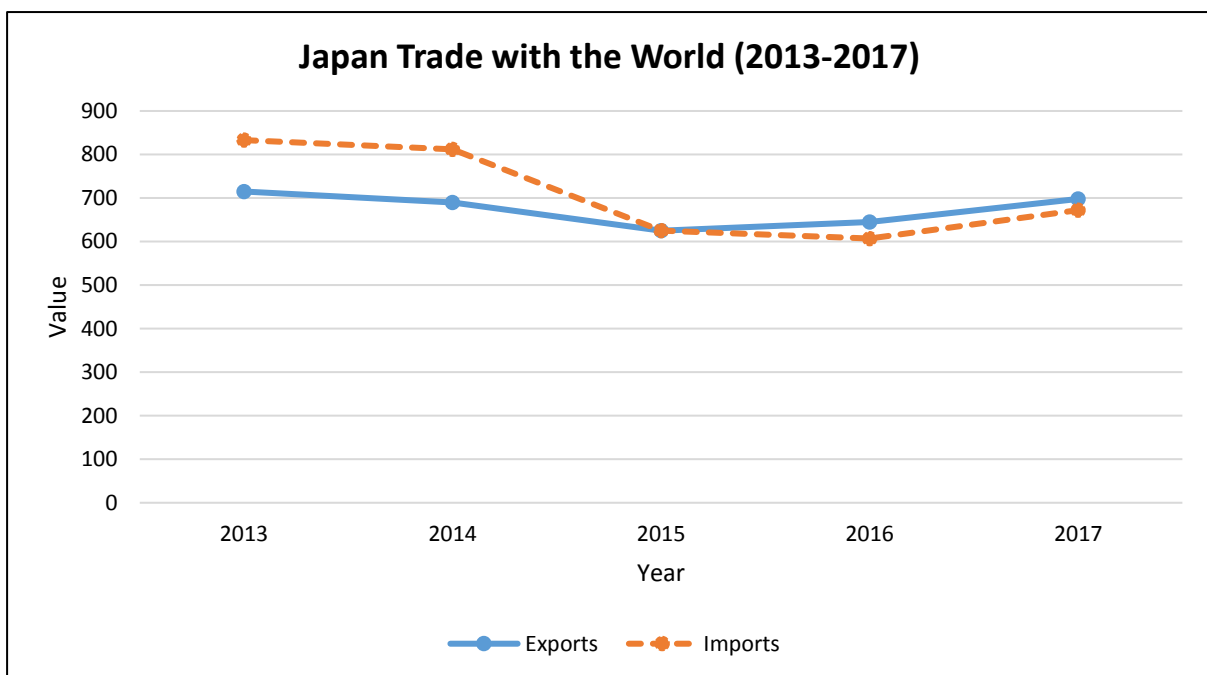
7. Potential Products to be exported from Sri Lanka

- Women's or girls' briefs and panties of cotton
- Men's or boys' trousers
- Brassieres of all types of textile materials
- Fixed electrical capacitors
- Surgical gloves, of vulcanized rubber
- T-shirts, singlets and other vests of cotton
- Wadding, gauze, bandages
- Vegetable products
- Men's or boys' underpants and briefs of cotton
- Desiccated coconuts
- Balls
- Crude coconut oil
- Women's or girls' blouses, shirts and shirt-blouses of textile materials
- Gloves, mittens and mitts
- Cinnamon
- Jerseys, pullovers, cardigans, waistcoats
- Live plants (roots, mushroom spawn)
- Nuts and other seeds
- Frozen fillets of tuna "of the genus Thunnus"
- Live ornamental fish
- Articles of iron or steel

8. Japan Trade with the World (2013-2017)

Value in US \$ Billion

	2013	2014	2015	2016	2017
Exports	715	690	625	645	698
Imports	833	812	625	607	672



Source: Trade Map

9. Trade Agreements of Japan

- Japan – Australia Economic Partnership Agreement
- Japan - Brunei Economic Partnership Agreement
- Japan - Chile Economic Partnership Agreement
- Japan - India Economic Partnership Agreement
- Japan - Indonesia Economic Partnership Agreement
- Japan - Malaysia Economic Partnership Agreement
- Japan - Mexico Economic Partnership Agreement
- Japan - Mongolia Economic Partnership Agreement
- Japan - Peru Economic Partnership Agreement
- Japan - Philippines Economic Partnership Agreement
- Japan - Singapore Economic Partnership Agreement
- Japan - Switzerland Economic Partnership Agreement
- Japan - Thailand Economic Partnership Agreement
- Japan - Vietnam Economic Partnership Agreement
- Japan - ASEAN Economic Partnership Agreement

10. Useful Addresses

Japanese Embassy in Colombo, Sri Lanka

20, Srimath R.G. Senanayake Mawatha
Colombo 07
Sri Lanka
TP :(+94) (11) 269 3831 to 3
Fax: (+94) (11) 269 8629
Email: cultujpn@co.mofa.go.jp
econojpgn@co.mofa.go.jp
Website: www.lk.emb-japan.go.jp

Sri Lankan Embassy in Tokyo, Japan

2-1-54, Takanawa
Minato-ku
Tokyo 108-0074
Japan
TP :(+81) 3 3440-6911 / 2
FAX :(+81) 3 3440-6914
EMAIL tokyojp@lankaembassy.jp

Source: <https://www.embassypages.com/>