

**SRI LANKA EXPORT DEVELOPMENT BOARD**

*Market &  
Country  
brief on  
Maldives*



PREPARED BY  
MARKET DEVELOPMENT  
DIVISION-EDB

**October,2018**

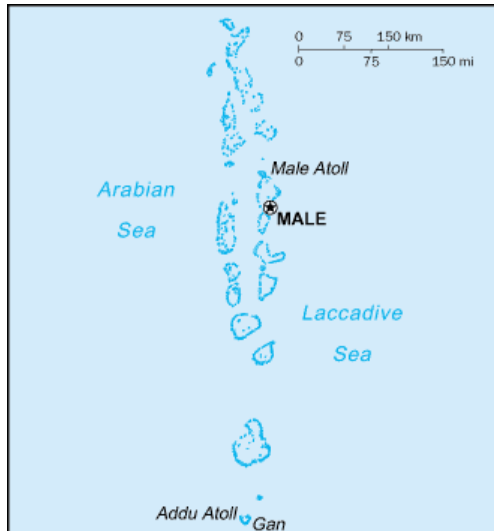
## **Contents**

1. Maldives in Brief
2. Trade between Sri Lanka and Maldives
3. Bilateral Trade between Sri Lanka and Maldives (2013-2017)
4. Sri Lanka's Major Export Products to Maldives (2013-2017)
5. Sri Lanka's Major Import Products from Maldives (2013-2017)
6. Sri Lanka's Leading Exporters to Maldives -2017
7. Potential Exports to Maldives from Sri Lanka
8. Maldives Trade with the World (2013-2017)
9. Trade Agreements of Maldives
10. Useful Addresses

## 1. Maldives in Brief

### Geographical Location

Maldives – Map



Maldives - Flag



Maldives is a country in Southern Asia that covers an area of 298 square kilometers and the 210<sup>th</sup> country in the world when considering the total land area. Maldives is the smallest Asian country. It is a group of atolls in the Indian Ocean, situated southwest to India. The capital of Maldives is Male. The country possess fish as the main natural resources.

### Demography

Population : 392,709 (July 2017 est.)

Population growth rate : -0.06% (2017 est.)

## Economy

Maldives has quickly become a middle-income country, driven by the rapid growth of its tourism and fisheries sectors, but the country still contends with a large and growing fiscal deficit. Infrastructure projects, largely funded by China, could add significantly to debt levels. Diversifying the economy beyond tourism and fishing, reforming public finance, increasing employment opportunities, and combating corruption, cronyism, and a growing drug problem are near-term challenges facing the government. Over the longer term, Maldivian authorities worry about the impact of erosion and possible global warming on their low-lying country; 80% of the area is 1 meter or less above sea level.

**GDP - per capita (PPP)** : \$19,100 (2017 est.)  
\$18,600 (2016 est.)

## Exports

Amount: US \$ Mn 199 (2017)  
US \$ Mn 139 (2016)

Export commodities:

- Fish

Export partners:

- Thailand 42.8%
- Sri Lanka 8.7%
- Bangladesh 6.4%
- France 6.2%
- US 6.1%
- Germany 5%
- Ireland 4.6%

## Imports

Amount: US \$ Mn 2359 (2017)  
US \$ Mn 2128 (2016)

### Import commodities:

- Petroleum products
- Clothing
- Intermediate and capital goods

### Import partners:

- UAE 17.1%
- India 13.5%
- Singapore 13.3%
- China 10.8%
- Sri Lanka 6.7%
- Malaysia 6%
- Thailand 4.5%

*Source: CIA World Factbook, Trade Map*

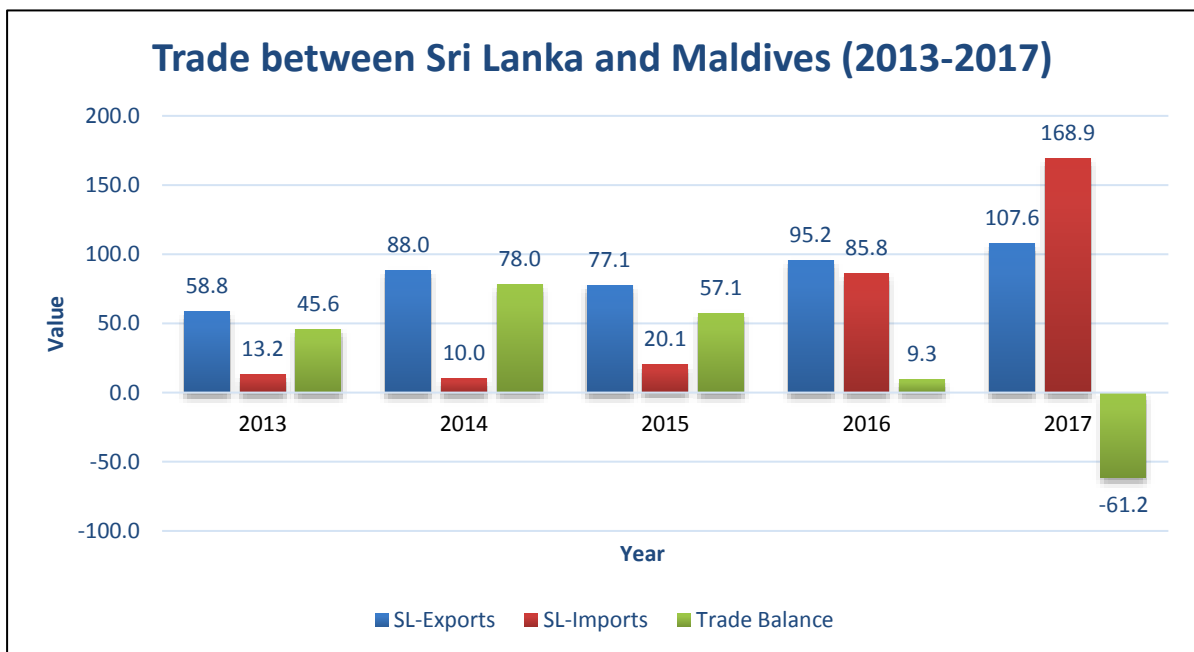
## 2. Trade between Sri Lanka & Maldives

Maldives is the 22<sup>nd</sup> export destination for Sri Lanka. Total export value from Sri Lanka to Maldives was US \$ 107.6 million in 2017 and total imports from Maldives to Sri Lanka for the same period were US \$ 168.9 million. Sri Lanka's exports have increased from US \$ 58.8 million to US \$ 107.6 million with reference to the 2013 & 2017.

### 3. Bilateral Trade between Sri Lanka and Maldives (2013-2017)

Value in US \$ Million

Year	SL-Exports	SL-Imports	Trade Balance
2013	58.8	13.2	45.6
2014	88.0	10.0	78.0
2015	77.1	20.1	57.1
2016	95.2	85.8	9.3
2017	107.6	168.9	-61.2

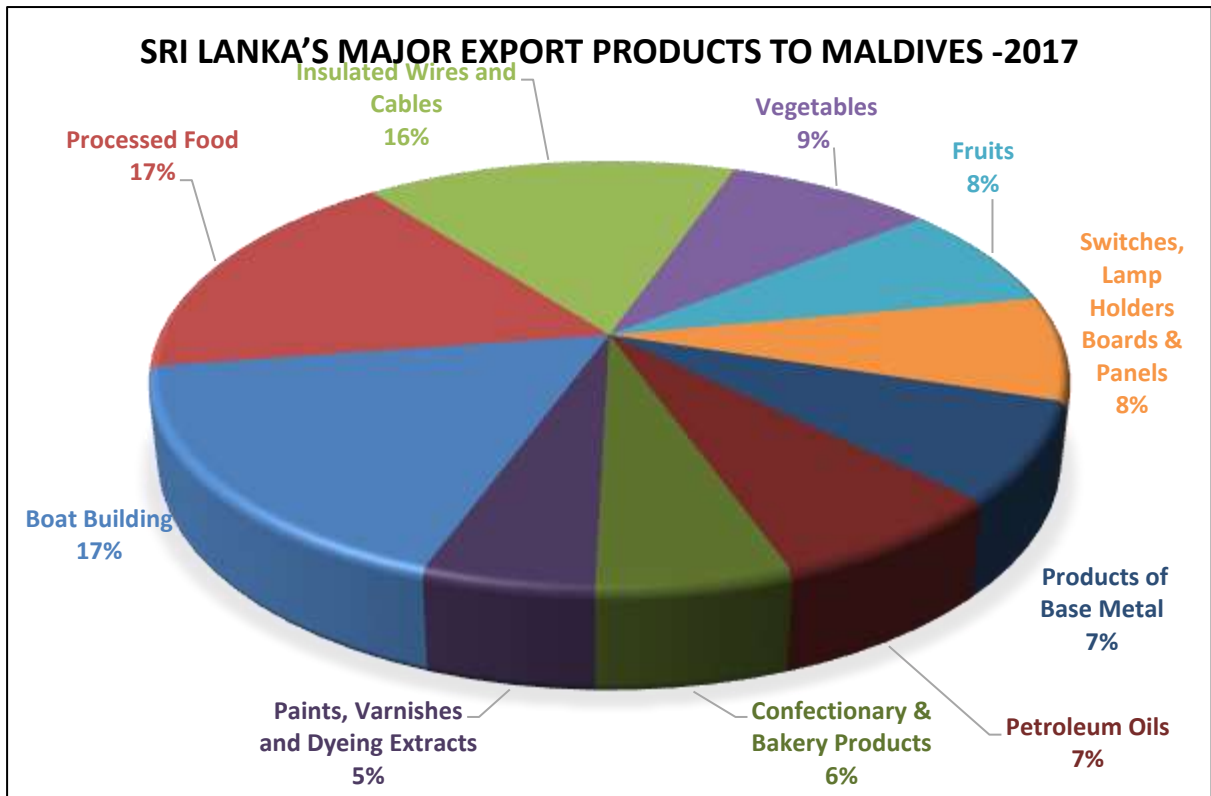


Source: Sri Lanka Customs

#### 4. Sri Lanka's Major Export Products to Maldives (2013-2017)

Value in US \$ Thousand

Code	Description	2013	2014	2015	2016	2017
S.160301	Boat Building	2	9	120	423	10,092
S.0803	Processed Food	7,092	8,477	8,592	9,797	10,007
S.160107	Insulated Wires and Cables	4,354	6,965	7,067	7,828	9,288
S.040299	Vegetables	2,772	4,276	4,338	4,490	5,203
S.040399	Fruits	2,203	3,250	3,170	3,221	4,674
S.160104	Switches, Lamp Holders Boards & Panels	1,243	1,641	2,038	2,086	4,630
S.1599	Products of Base Metal	750	1,544	1,926	5,759	4,389
S.1801	Petroleum Oils	4,040	15,523	4,251	3,940	4,272
S.0802	Confectionary & Bakery Products	2,576	3,897	3,619	3,805	3,445
S.130105	Paints, Varnishes and Dyeing Extracts	1,732	2,282	2,124	2,474	3,037
S.130204	Products of Plastics	3,825	3,893	1,862	2,941	2,652
S.160302	Aircrafts & Parts		101	184	696	2,549
S.160199	Electrical & Electronic Products	666	1,095	1,902	3,248	2,436
S.130203	Sacs & Bags of Plastics	445	682	1,263	1,737	2,341
S.1501	Structures of Iron & Aluminum	596	958	1,569	3,050	1,966
S.0804	Rice & Cereals	2,669	3,688	6,213	1,353	1,788
S.0101	Tea Packets	2,077	1,806	1,447	1,791	1,752
S.050103	Prawns	769	1,418	972	827	1,528
S.040209	Mushroom	1,696	1,555	1,408	1,340	1,451
S.140301	Wall Tiles	556	989	1,050	955	1,308
S.0805	Beverages	1,060	1,873	1,025	687	1,232
S.120302	Cartons, Boxes & Bags	1,051	1,056	1,007	1,136	1,068
S.0703	Made-Up Textile Articles	413	565	446	451	1,028
S.1101	Furniture & Seats	1,185	617	521	701	967
S.140299	Articles of Stones	360	497	512	1,546	945
	Others	14,672	19,335	18,491	28,882	23,559
	<b>Total :</b>	<b>58,801</b>	<b>87,993</b>	<b>77,118</b>	<b>95,165</b>	<b>107,608</b>



*Source: Sri Lanka Customs*

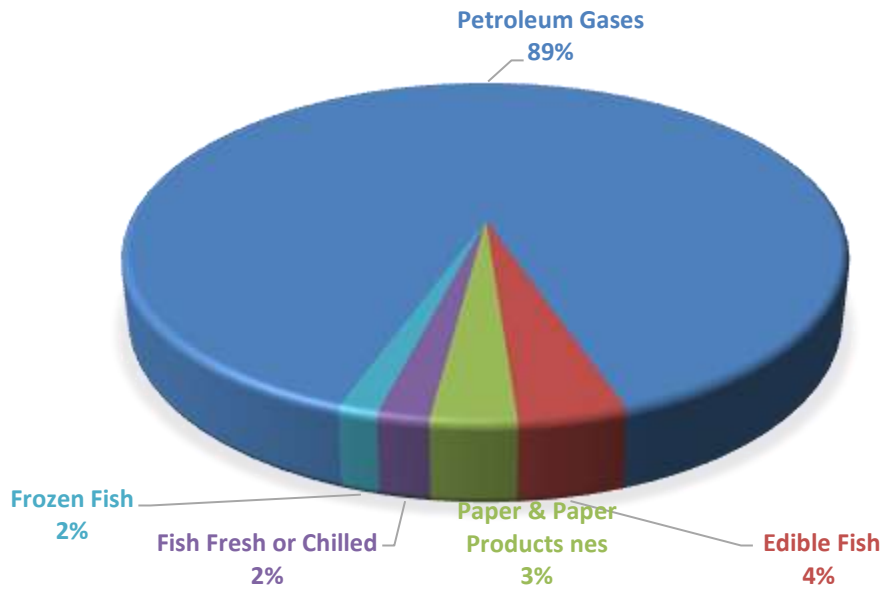


## 5. Sri Lanka's Major Import Products from Maldives (2013-2017)

Value in US \$ Thousand

Code	Description	2013	2014	2015	2016	2017
S.1802	Petroleum Gases				58,213	148,721
S.050199	Edible Fish	6,814	4,398	11,608	12,317	6,834
S.120399	Paper & Paper Products nes	1	...	...	...	5,406
S.050102	Fish Fresh or Chilled	4,033	2,911	2,738	8,855	3,278
S.050101	Frozen Fish	334	618	236	1,280	2,542
S.0806	Animal Feed	866	1,023	961	1,115	838
S.0502	Ornamental Fish	207	199	372	327	563
S.1599	Products of Base Metal	99	151	149	211	293
S.160302	Aircrafts & Parts	11	17	552	144	99
S.160199	Electrical & Electronic Products	174	181	1,152	1,605	89
S.1999	Other of Other Manufactures	19	5	24	49	40
S.1199	Wood & Wooden Products	...	...	1	...	22
S.160102	Telephone Sets, Audio/Video Equipment & Parts	130	33	239	68	19
S.120301	Printed Books & Printed Matter	13	...	1	19	18
S.1503	Nails, Screws, Bolts & Nuts of Metal	...	6	43	12	15
S.160108	Boilers, Piston Engines, Pumps & Vacuum Pumps	34	23	6	7	9
S.160304	Metal Furniture & Seats	22	189	142	112	9
S.160106	Electronic Circuits, Transistors, Valves, Cathode Tubes etc.	...	6		...	8
S.160112	Automatic Data Processing Machines	4	8	8	21	7
S.140399	Ceramic Products		...		...	6
S.1101	Furniture & Seats	7	1	23	6	4
S.160109	Air-Condition Machines	9				4
S.130204	Products of Plastics	35	3	1	5	3
S.160201	Motor Vehicles & Parts	55		...	15	3
S.130201	Starches, Glues, Enzymes	1	3	13	1	2
	Others	282	262	1,796	1,440	16
	<b>Total :</b>	<b>13,152</b>	<b>10,039</b>	<b>20,066</b>	<b>85,822</b>	<b>168,851</b>

**SRI LANKA'S MAJOR IMPORT PRODUCTS FROM MALDIVES -  
2017**



*Source: Sri Lanka Customs*

## 6. Sri Lanka's Leading Exporters to Maldives -2017

Company Details	Products Exported within this Period
Solas Marine Lanka Pvt Ltd	Boat Building
Acl Cables Plc	Insulated Wires and Cables
Nestle Lanka Plc	Processed Food, Coconut Milk Powder, Confectionary & Bakery Products
Nidro Supply Pvt Ltd	Vegetables, Processed Food, Fruits
Sanken Overseas Pvt Ltd	Construction contracts, Property Development, Design & Build, Consultancy, Piling
Eastern & Allied Agencies Ltd	Fresh Vegetables & Fruits, Eggs, Meat (processed), Sundry Items
Kelani Cables Plc	Insulated Wires and Cables, Switches, Lamp Holders Boards & Panels, Discharge Lamps,
Ceylon Aeronautical Services Pvt Ltd	Aircrafts & Parts
Amagi Export	Sea Food
Development Interplan Ceylon Ltd	Fresh Fruits & Vegetables, Dairy Products, Meat & Seafood, Hotel And Hospitality Industry Supply & Services, Packaging Material, Horticultural Material & Inputs, Greenhouses And Polytunnels
Chevron Lubricants Lanka Plc	Petroleum Oils
Lanka Marine Services Pvt Ltd	Petroleum Oils
Colombo Dockyard Plc	Boat Building
Electro Metal Pressings Pvt Ltd	Switches, Lamp Holders Boards & Panels, Structures of Iron & Aluminum, Nails, Screws, Bolts & Nuts of Metal, Electrical Transformers
World Polybags International Pvt Ltd	Sacs & Bags of Plastics
Sierra Cables Plc	Insulated Wires and Cables
Serendib Flour Mills Pvt Ltd	Rice & Cereals
Ceylon Biscuits Ltd	Confectionary & Bakery Products
Ceylon Cold Stores Plc	Processed Food, Refrigerators & Freezers

Source: Sri Lanka Customs

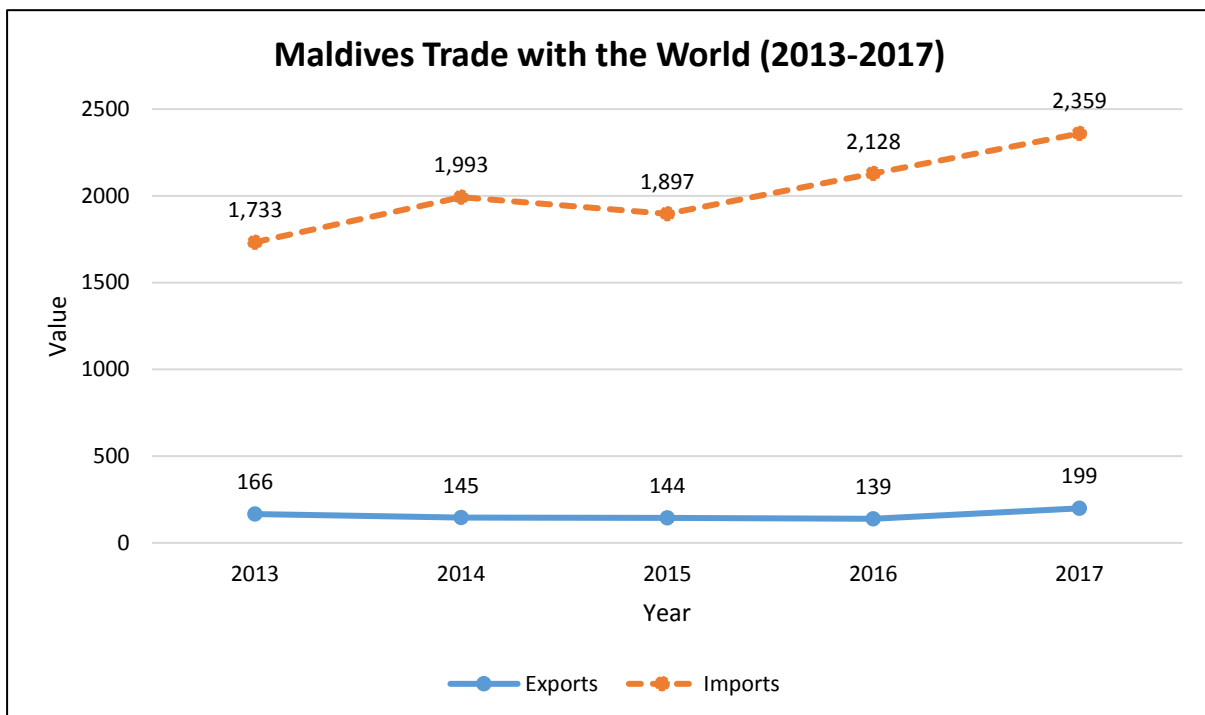
## 7. Potential Products to be exported from Sri Lanka

- Electric conductors
- Boards, cabinets and similar combinations of apparatus for electric control
- Fresh tamarinds, cashew apples, jackfruit, lychees, sapodillo plums, passion fruit
- Medicaments consisting of mixed or unmixed products for therapeutic or purposes
- Frozen shrimps and prawns
- Nuts and other seeds
- Sacks and bags
- Milk and cream
- Structures and parts of structures, of iron or steel
- Sausages and similar products
- Articles of iron or steel
- Uncooked pasta
- Frozen lobsters
- Equipment for scaffolding, shuttering
- Portland cement
- Printed books, brochures and similar printed matter
- Bread, pastry, cakes, biscuits and other bakers
- Pepper of the genus Piper
- Shampoos
- Threaded screws and bolts, of iron or steel
- Preparations for use on the hair

## 8. Maldives Trade with the World (2013-2017)

Value in US \$ Million

	2013	2014	2015	2016	2017
<b>Exports</b>	166	145	144	139	199
<b>Imports</b>	1,733	1,993	1,897	2,128	2,359



Source: Trade Map

## 9. Trade Agreements of Maldives

- Maldives: Free Trade Agreement with China

## 10. Useful Addresses

### **Maldivian Embassy in Colombo, Sri Lanka**

25, Melbourne Avenue

Colombo 4

Sri Lanka

TP: (+94) 11-551 6302 / 3

Fax :( +94) 11-258 1200

Email: [info@maldivesembassy.lk](mailto:info@maldivesembassy.lk)

Website: [maldivesembassy.lk](http://maldivesembassy.lk)

### **Sri Lankan Embassy in Male, Maldives**

G. Zafina, Lily Magu

Male 20-05

Maldives

TP: (+960) 331 3546

(+960) 332 2845

Fax :( +960) 332 1652

Email: [highcom@dhivehinet.net.mv](mailto:highcom@dhivehinet.net.mv)

*Source: <https://www.embassypages.com/>*