

Market Brief on Pakistan

February 2017

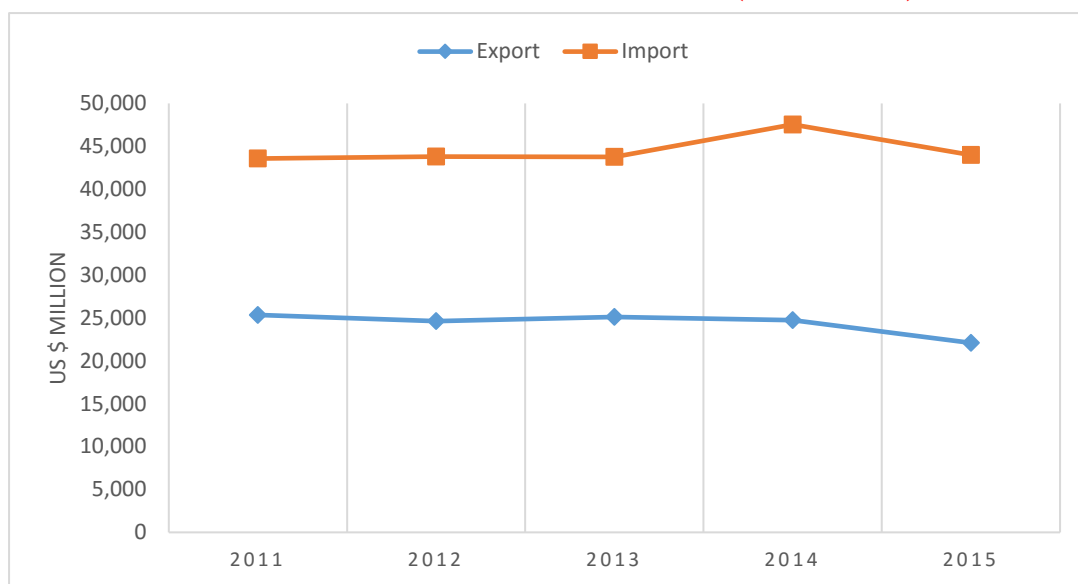


Total Population	199,085,847
Area	796,095 km ²
Time Zone	PKT+05:00 hours
Capital City	Islamabad
International Telephone Code	+92
Currency	Pakistani Rupee
Exchange Rate (27/10/16)	1 Pakistani Rupee = 0.0095 US Dollar
GDP (Dec 2016)	\$284 billion
GDP per capita (Dec 2016)	\$1,550
GDP Growth Rate (Dec 2016)	4.7%
Ease of Doing Business (World Bank 2017)	144/190
Inflation Rate (Feb.2017)	3.7%
Official Language(s)	Urdu English
Other Languages	Punjabi, Saraiki, Pashto, Sindhi,
Business Hours	0800 hrs-1700 hrs Lunch 1300-1400 hrs
Banking Hours	9:00 am to 5:30 pm (weekdays) 9:00 am-1:30 pm
Literacy Rate	59.9%
Measures	Metric System
Important International Participation	UN, WTO, SAARC (South Asian Association Cooperation),

The economy of Pakistan is the 24th largest in the world in terms of purchasing power parity (PPP), and 43rd largest in terms of nominal gross domestic product. Pakistan has a population of over 190 million (the world's 6th-largest), giving it a nominal GDP per capita of \$1,429, which ranks 140th in the world. However, Pakistan's undocumented economy is estimated to be 36% of its overall economy, which is not taken into consideration when calculating per capita income. Pakistan is a developing country and is one of the Next Eleven, the eleven countries that, along with the BRICS, have a potential to become one of the world's large economies in the 21st century.

City	Population
Karachi	9,339,023
Lahore	5,143,495
Faisalabad	1,977,246
Rawalpindi	1,406,214
Multan	1,182,441
Hyderabad	1,151,274

Pakistan Trade with The World (2011-2015)

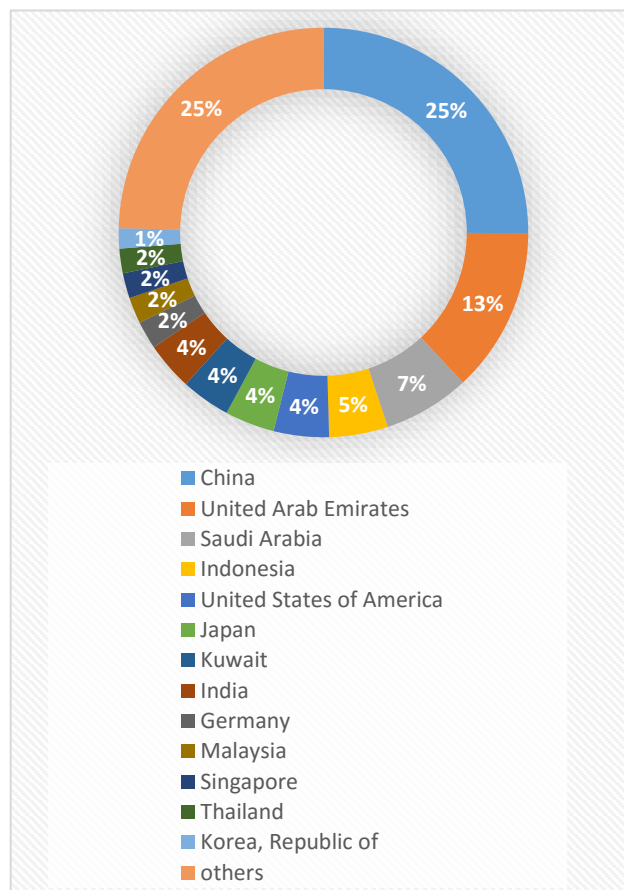


(US \$ Million)

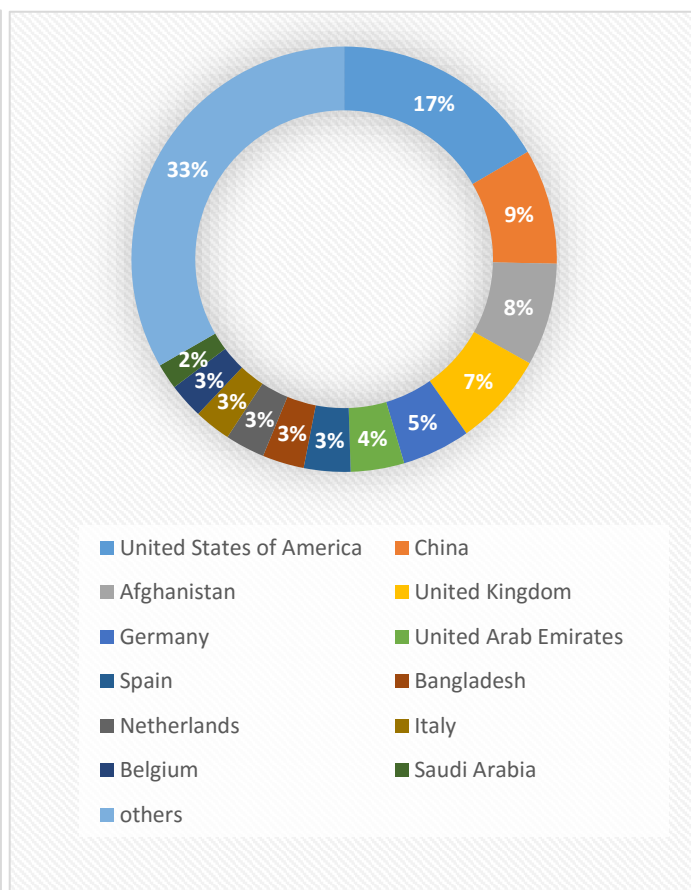
	2011	2012	2013	2014	2015
Export	25,344	24,614	25,121	24,722	22,089
Import	43,578	43,813	43,775	47,545	43,990

Source: Trade map

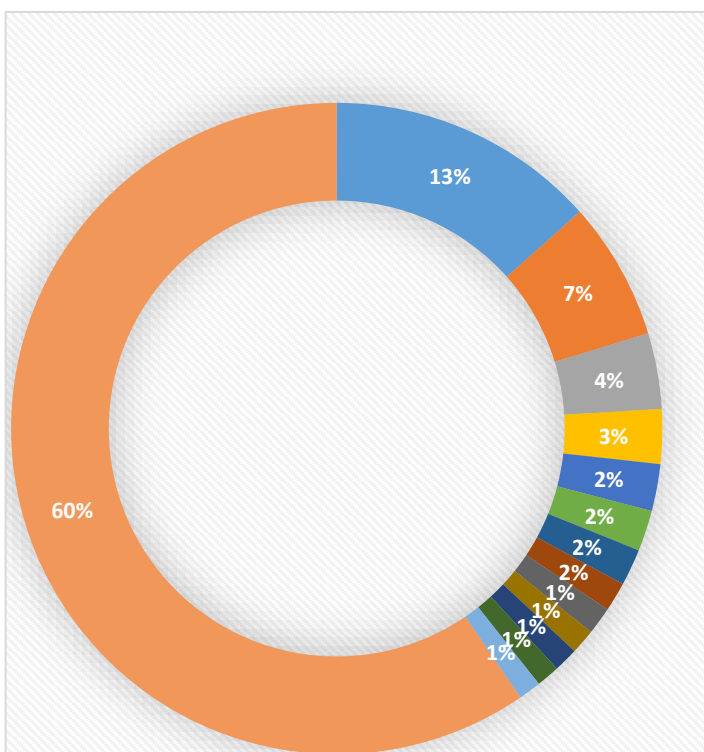
Major Import Sources of Pakistan



Major Export Destinations of Pakistan

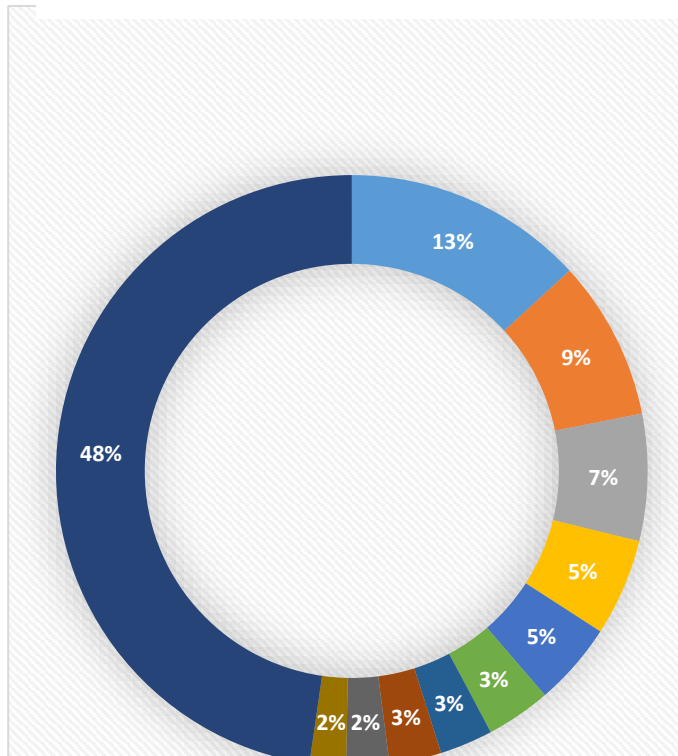


Major Import Products of Pakistan (2015)



- Petroleum oils, refined
- Petroleum oils, crude
- Palm oil, crude
- Telephones
- Ferrous waste and scrap
- Cars
- Electric generating sets and rotary converters
- Mineral or chemical fertilizers, mixed
- Polymers of ethylene, in primary forms
- Cotton raw
- Polymers of propylene or of other olefins, in primary forms
- Petroleum gases
- Dried legumes
- others

Major Export Products of Pakistan (2015)



- House linen
- Rice
- Cotton yarn of > 85%
- Men's suits, not knit
- Woven fabrics of cotton of < 85% weighing > 200 g/m2
- Women's suits, not knit
- Articles of apparel of leather
- Woven fabrics of cotton of > 85% weighing < 200 g/m2
- Men's shirts
- Men's suits
- others

Sri Lanka- Pakistan Trade (2011-2015)



(US \$ Million)

	2011	2012	2013	2014	2015
Export	75	87	83	75	74
Import	335	351	379	280	297
Tarde Balance	-260	-264	-296	-205	-223

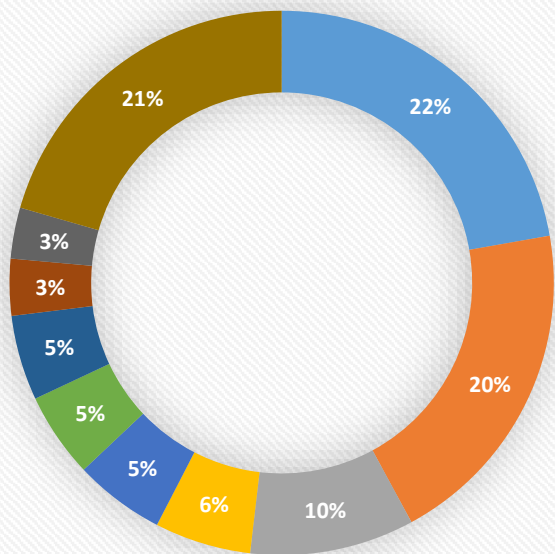
Source: Trade Map

Sri Lankan products with export potential to Pakistan

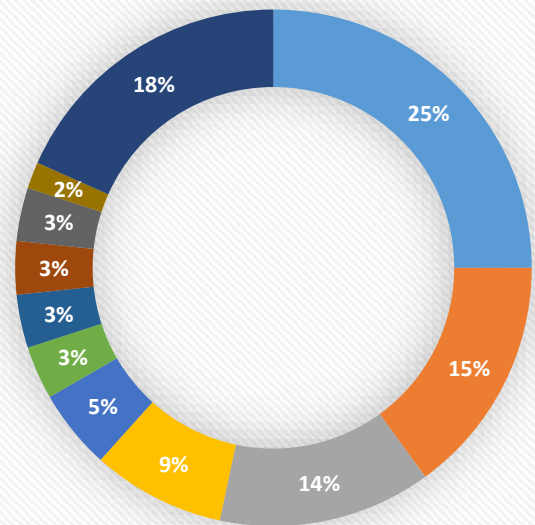
- Tobacco and manufactured tobacco
- Beverages, spirits and vinegar
- Pearls, precious stones, metals, coins
- Printed books, newspapers, pictures
- Meat, fish and seafood food preparations

Sri Lanka's Imports from Pakistan (2016)

Sri Lanka's Export to Pakistan (2016)



- Cement
- Woven fabrics of cotton of < 85% weighing > 200 g/m2
- Medicaments, packaged
- Potatoes
- House linen
- Ethyl alcohol > 80% by volume
- Other tubes and pipes of iron or steel
- Woven fabrics of cotton of > 85% weighing < 200 g/m2
- Rice
- others



- Coconut oil crude
- Coconut oil crude
- Vegetable products not elsewhere specified
- Fiberboard of wood
- Natural rubber
- Tea
- Labels, badges and similar articles of textile materials
- Articles of apparel of rubber
- Copra
- Cartons, boxes, cases, other paper packing containers
- Coconut oil crude
- others

Trade Fairs/Solo Exhibitions and Trade Missions

Event	Latest Date	Category
Warragul Show	4-Mar-17	Agriculture & Forestry, Consumer Fairs & Carnivals
Pakistan Auto Show	03-05 Mar 2017	Auto Shows
Pakistan Rubber & Auto Expo	03-05 Mar 2017	Auto Shows, Rubber & Rubber Products
Safe Secure Pakistan	07-09 Mar 2017	Business Services
Pak Travel And Tour Expo	10-12 Mar 2017	Travel & Tourism
Auto and Transport Asia	14-16 Mar 2017	Auto Shows Automotive Logistics & Transportation
International Trade & Industrial Machinery Show	14-16 Mar 2017	Plants & Michener
International Plastic, Packaging & Print Asia Exhibition	20-22 Mar 2017	Plastic & Plastic Products Packaging Materials
Food Technology Asia	20-22 Mar 2017	Food & Beverage

Useful Addresses

The High Commission of Pakistan in Sri Lanka

No 42, & 44 Bullers Lane, Colombo 7

Tel +94-11-2055681-2

Fax +94-11-2055697

Email: parepcolombo@pakistanhc.lk

High Commission of Sri Lanka in Islamabad

NO 2C, Street No 55, Sector F-6/4 , P.O. Box
1497 , Islamabad , Pakistan

Tel: 0092 - 51- 2828723

Preferential Trade Agreements

- Agreement on South Asian Free Trade Area
- Pak-Malaysia Trade Agreements
- Pak-China Trade Agreements
- Pak-Sri Lanka Free Trade Agreement
- Pak-Indonesia Preferential Trade Agreement

Source: EDB statistics, Trade map

Prepared by: Market Development
Division (EDB)