

SRI LANKA EXPORT DEVELOPMENT BOARD

*Market &
Country
brief on
Philippines*



PREPARED BY
MARKET DEVELOPMENT
DIVISION-EDB

October,2018

Contents

1. Philippine in Brief
2. Trade between Sri Lanka and Philippine
3. Bilateral Trade between Sri Lanka and Philippine (2013-2018 Aug)
4. Sri Lanka's Major Export Products to Philippine (2013-2017)
5. Sri Lanka's Major Import Products from Philippine (2013-2017)
6. Sri Lanka's Leading Exporters to Philippine -2017
7. Potential Exports to Philippine from Sri Lanka
8. Philippine Trade with the World (2013-2017)
9. Trade Agreements of Philippine
10. Useful Addresses

1. Philippine in Brief

Geographical Location

Philippine – Map



Philippine - Flag



Philippine is a country in Southeastern Asia that covers an area of 300,000 square kilometers and the 74th largest country in the world. Philippine is an archipelago between the Philippine Sea and the South China Sea and situated east of Vietnam. The capital of Philippine is Manila. The country possess timber, petroleum, nickel, cobalt, silver, gold, salt and copper as natural resources.

Demography

Population : 104,256,076 (July 2017 est.)

Population growth rate : 1.57 % (2017 est.)

Economy

The economy has been relatively resilient to global economic shocks due to less exposure to troubled international securities, lower dependence on exports, relatively resilient domestic consumption, large remittances from about 10 million overseas Filipino workers and migrants, and a rapidly expanding services industry. Efforts to improve tax administration and expenditures management have helped ease the Philippines' debt burden and tight fiscal situation. The Philippines received investment-grade credit ratings on its sovereign debt under the former AQUINO administration and has had little difficulty financing its budget deficits. Although the economy grew at a rapid pace under the AQUINO government, challenges to achieving more inclusive growth remain. Wealth is concentrated in the hands of the rich. The unemployment rate declined from 7.3% to 5.7% between 2010 and 2017; while there has been some improvement, underemployment remains high at around 17% to 18% of the employed population. At least 40% of the employed work in the informal sector. Poverty afflicts more than a fifth of the total population but is as high as 75% in some areas of the southern Philippines.

GDP - per capita (PPP) : \$8,300 (2017 est.)
\$7,900 (2016 est.)

Exports

Amount: US \$ Bn 68.7 (2017)
US \$ Bn 56.3(2016)

Export commodities:

- Semiconductors and electronic products
- Machinery and transport equipment
- Wood manufactures
- Chemicals
- Processed food and beverages
- Garments
- Coconut oil
- Copper concentrates
- Seafood
- Bananas/fruits

Export partners:

- Japan 16.4%
- US 14.6%
- Hong Kong 13.7%
- China 11%
- Singapore 6.1%
- Thailand 4.3%
- Germany 4.1%
- South Korea 4%

Imports

Amount: US \$ Bn 101.9 (2017)
US \$ Bn 85.9 (2016)

Import commodities:

- Electronic products
- Mineral fuels
- Machinery and transport equipment
- Iron and steel
- Textile fabrics
- Grains
- Chemicals
- Plastic

Import partners:

- China 18.1%
- Japan 11.4%
- South Korea 8.8%
- US 7.4%
- Thailand 7.1%
- Indonesia 6.7%
- Singapore 5.9%

Source: CIA World Factbook, Trade Map

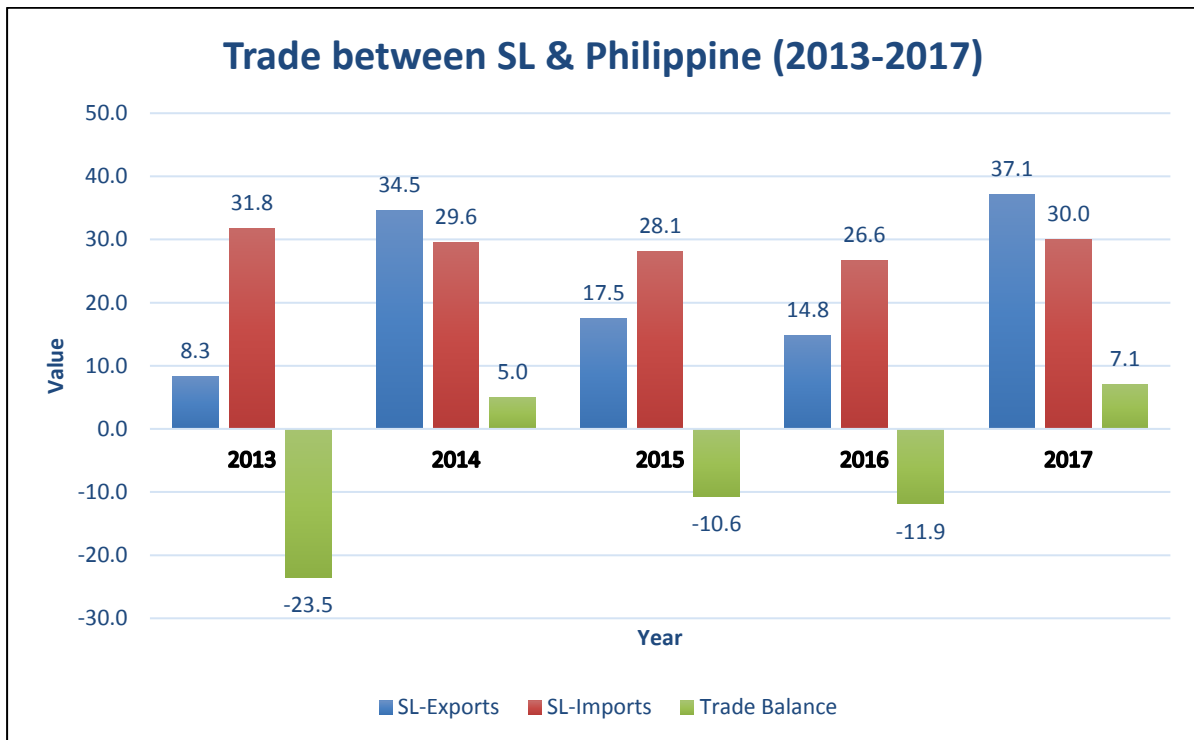
2. Trade between Sri Lanka & Philippine

Philippine is the 45th export destination for Sri Lanka. Total export value from Sri Lanka to Philippine was US \$ 37.1 million in 2017 and total imports from Philippine to Sri Lanka for the same period were US \$ 30.0 million. Sri Lanka's exports have increased from US \$ 8.3 million to US \$ 37.1 million with reference to the 2013 & 2017.

3. Bilateral Trade between Sri Lanka and Philippine (2013-2018 Aug)

Value in US \$ Million

Year	SL-Exports	SL-Imports	Trade Balance
2013	8.3	31.8	-23.5
2014	34.5	29.6	5.0
2015	17.5	28.1	-10.6
2016	14.8	26.6	-11.9
2017	37.1	30.0	7.1
2018 (Jan – Aug)	11	37	-26



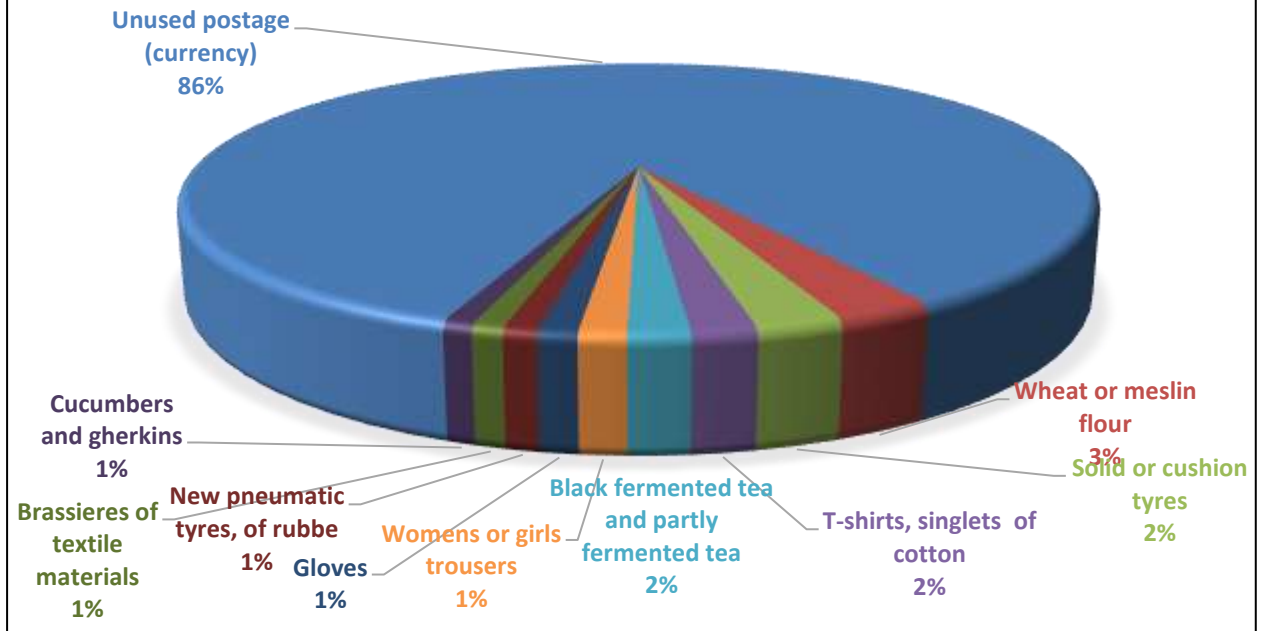
Source: Sri Lanka Customs

4. Sri Lanka's Major Export Products to Philippine (2013-2017)

Value in US \$ Mn

HS	HS6_DESCRIP	2013	2014	2015	2016	2017
490700	Unused postage, revenue or similar stamps of current	0.0	26.1	8.1	4.3	27.9
110100	Wheat or meslin flour	0.0	0.1	0.9	1.3	0.9
401290	Solid or cushion tyres	0.7	1.0	1.0	1.0	0.8
610910	T-shirts, singlets and other vests of cotton	0.5	0.2	0.4	0.4	0.6
090230	Black fermented tea and partly fermented tea	0.2	0.4	0.4	0.4	0.6
620469	Women's or girls trousers, of textile materials ...	0.5	0.2	0.5	0.4	0.4
401519	Gloves, mittens and mitts, of vulcanized rubber	0.2	0.3	0.4	0.4	0.4
401120	New pneumatic tyres, of rubber	0.6	0.5	0.0	0.0	0.3
621210	Brassieres of all types of textile materials	0.3	0.5	0.4	0.3	0.3
200110	Cucumbers and gherkins, prepared or preserved by vinegar or acetic acid	0.3	0.3	0.2	0.2	0.3
090210	Green tea in immediate packings of <= 3 kg	0.1	0.2	0.2	0.3	0.3
871639	Trailers for the transport of goods	0.0	0.0	0.0	0.0	0.3
691110	Tableware and kitchenware, of porcelain	0.3	0.2	0.4	0.3	0.2
610821	Women's or girls briefs and panties of cotton	0.1	0.2	0.1	0.0	0.2
620462	Women's or girls trousers, of cotton	0.1	0.1	0.2	0.2	0.2
610990	T-shirts, singlets and other vests of textile materials,	0.8	0.5	0.4	0.4	0.2
210690	Food preparations	0.1	0.2	0.1	0.1	0.2
950300	Tricycles, scooters, pedal cars and similar wheeled toys	0.0	0.0	0.0	0.0	0.2
401199	Pneumatic tyres, new, of rubber	0.2	0.1	0.1	0.2	0.2
330190	Extracted oleoresins; concentrates of essential oils in fats	0.0	0.0	0.5	0.1	0.2
	Other	2.4	2.9	2.7	3.5	1.4
	Grand Total	8.3	34.5	17.5	14.8	37.1

SRI LANKA'S MAJOR EXPORT PRODUCTS TO PHILIPPINE -2017

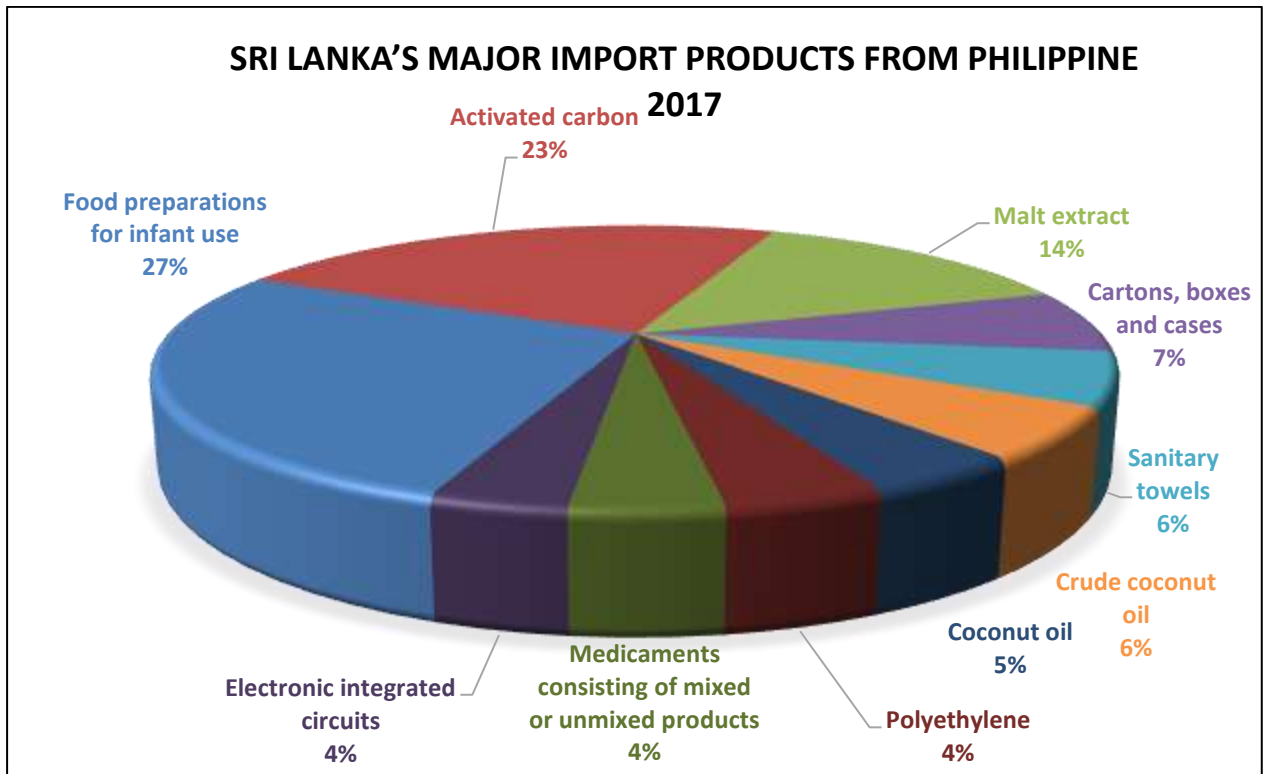


Source: Sri Lanka Customs

5. Sri Lanka's Major Import Products from Philippine (2013-2017)

Value in US \$ Mn

HS	HS6_DESCRIP	2013	2014	2015	2016	2017
190110	Food preparations for infant use	6.1	4.5	4.9	4.4	5.2
380210	Activated carbon	0.2	0.8	1.1	3.7	4.6
190190	Malt extract	2.9	3.1	3.7	3.4	2.7
481910	Cartons, boxes and cases, of corrugated paper or paperboard	1.6	1.6	1.6	2.4	1.4
961900	Sanitary towels (pads) and tampons, napkins for babies	4.5	0.9	1.3	1.5	1.2
151311	Crude coconut oil	0.0	0.0	0.0	0.2	1.1
151319	Coconut oil and its fractions	0.0	0.0	0.0	0.0	0.9
390110	Polyethylene	0.0	0.0	0.0	0.0	0.9
300490	Medicaments consisting of mixed or unmixed products for therapeutic	0.8	0.7	0.7	0.7	0.8
854239	Electronic integrated circuits	0.2	0.3	0.2	0.6	0.7
680421	Millstones, grindstones, grinding wheels	0.6	0.9	0.8	0.2	0.6
330720	Personal deodorants and antiperspirants	0.7	0.4	0.5	0.5	0.6
847170	Storage units for automatic data-processing machines	0.1	0.1	0.2	0.5	0.4
210690	Food preparations	0.3	0.3	0.4	0.3	0.4
901831	Syringes, with or without needles	0.0	0.0	0.0	0.0	0.4
852861	Projectors of a kind solely	0.2	0.6	0.3	0.4	0.3
854231	Electronic integrated circuits	0.0	0.1	0.1	0.4	0.3
392321	Sacks and bags	0.2	0.3	0.2	0.3	0.3
440290	Wood charcoal, incl. shell or nut charcoal,	3.9	4.0	4.5	0.0	0.3
330300	Perfumes and toilet waters	0.4	0.3	1.1	0.5	0.3
847010	Electronic calculators capable of operation without an external source of electric power	0.0	0.0	0.2	0.2	0.3
190410	Prepared foods obtained by swelling or roasting cereals	0.0	0.1	0.2	0.2	0.3
844332	Machines which only perform one of the functions of printing, copying	0.0	0.0	0.0	0.2	0.3
850440	Static converters	0.2	0.2	0.4	0.3	0.2
	Other	6.9	8.9	4.2	3.7	1.9
	Grand Total	31.8	29.6	28.1	26.6	30.0



Source: Sri Lanka Customs

6. Sri Lanka's Leading Exporters to Philippine -2017

Company Details	Products Exported within this Period
De La Rue Lanka Currency And Security Print Pvt Ltd	Products Unclassified (currency)
Hambantota Trading Co Pvt Ltd	Apparel, Footwear
Prima Ceylon Pvt Ltd	Rice & Cereals
Camso Loadstar Pvt Ltd	Pneumatic & Retreated Rubber Tyres & Tubes
Hirdaramani International Exports Pvt Ltd	Apparel
Dilmah Ceylon Tea Company Plc	Tea Packets
Orit Trading Lanka Pvt Ltd	Apparel
Mas Active Trading Pvt Ltd	Apparel
H J S Condiments Ltd	Processed Food
Associated Ceat Pvt Ltd	Pneumatic & Retreated Rubber Tyres & Tubes
Dutch Lanka Trailer Manufactures Pvt Ltd	Transport Equipments
Noritake Lanka Porcelain Pvt Ltd	Tableware & Kitchenware
Bodyline Pvt Ltd	Apparel
D P L Premier Gloves Ltd	Industrial & Surgical Gloves of Rubber
R J V International Pvt Ltd	Apparel
Plant Lipids Lanka Pvt Ltd	Oleoresins, Essential Oils
Eu Retec Pvt Ltd	Pneumatic & Retreated Rubber Tyres & Tubes
Brandix Apparel Ltd	Apparel
Watawala Tea Ceylon Ltd	Tea Packets
George Steuart Teas Pvt Ltd	Tea Packets

Source: Sri Lanka Customs

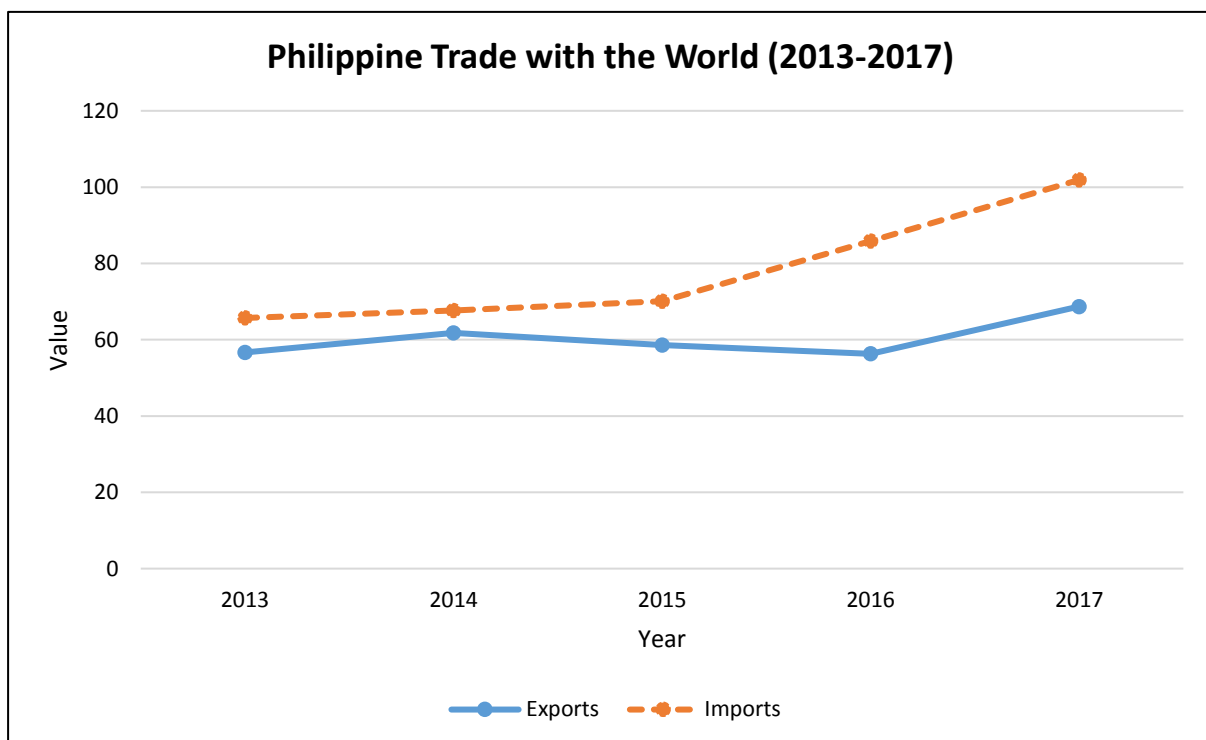
7. Potential Products to be exported from Sri Lanka

- Black fermented tea and partly fermented tea
- Gloves, mittens and mitts, of vulcanized rubber
- Green tea
- Women's or girls' trousers of cotton, synthetic fibres
- Food preparations
- Women's or girls' swimwear of synthetic fibres
- Men's or boys' trousers of cotton
- Women's or girls' jackets and blazers of cotton
- Plants, parts of plants (seeds and fruits) used primarily in perfumery & pharmacy
- Men's or boys' shirts of cotton
- Women's or girls' dresses of cotton
- Women's or girls' briefs and panties of man-made fibres
- Women's or girls' skirts and divided skirts of cotton
- Jerseys, pullovers, cardigans, waistcoats and similar articles, of cotton
- Artists' brushes, writing brushes and similar brushes for the application of cosmetics

8. Philippine Trade with the World (2013-2017)

Value in US \$ Billion

	2013	2014	2015	2016	2017
Exports	56.7	61.8	58.6	56.3	68.7
Imports	65.7	67.7	70.1	85.9	101.9



Source: Trade Map

9. Trade Agreements of Philippine

- ASEAN Trade in Goods Agreement
- Philippines – Japan Economic Partnership Agreement
- Philippines – European Free Trade Association Free Trade Agreement
- Philippines - China Free Trade Agreement
- Philippines - India Free Trade Agreement
- Philippines - Japan Free Trade Agreement
- Philippines - Republic of Korea Free Trade Agreement
- Philippines - Australia Free Trade Agreement
- Philippines - New Zealand Free Trade Agreement

10. Useful Addresses

Sri Lankan Embassy in Manila, Philippines

7th Floor G.C. Corporate Plaza Building
150 Legaspi Street, Legaspi Village
Makati City
Metro Manila
Philippines
TP :(+63) 2 812-0124 / 25
Fax :(+63) 2 812-0126
Email: slembmanila@pltdsl.net

Source: <https://www.embassypages.com/>

