

SRI LANKA EXPORT DEVELOPMENT BOARD

*Market &
Country
brief on
Saudi Arabia*



**PREPARED BY
MARKET DEVELOPMENT
DIVISION-EDB**

October, 2018

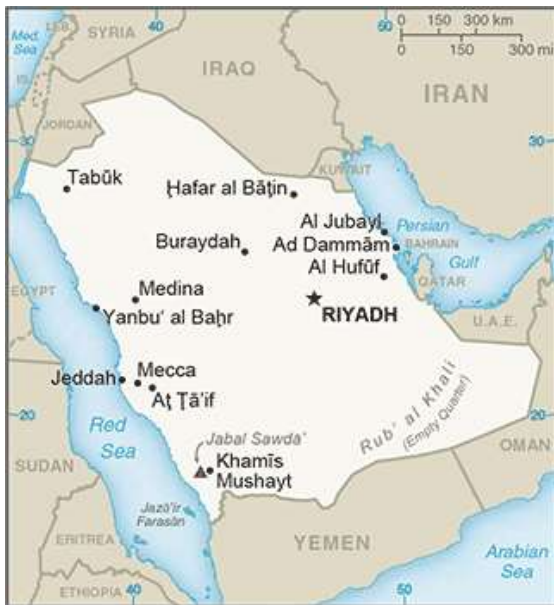
Contents

1. Saudi Arabia in Brief
2. Trade between Sri Lanka and Saudi Arabia
3. Bilateral Trade between Sri Lanka and Saudi Arabia (2013-2017)
4. Sri Lanka's Major Export Products to Saudi Arabia (2013-2017)
5. Sri Lanka's Major Import Products from Saudi Arabia (2013-2017)
6. Sri Lanka's Leading Exporters to Saudi Arabia -2017
7. Potential Exports to Saudi Arabia from Sri Lanka
8. Saudi Arabia Trade with the World (2013-2017)
9. Trade Agreements of Saudi Arabia
10. Useful Addresses

1. Saudi Arabia in Brief

Geographical Location

Saudi Arabia – Map



Saudi Arabia - Flag



Saudi Arabia is a country in Middle East that covers an area of 2,149,690 square kilometers and the 14th largest country in the world. Saudi Arabia is bordered by the Persian Gulf and the Red Sea and situated north of Yemen. The capital of Saudi Arabia is Riyadh. The country possess petroleum, natural gas, iron ore, gold and copper as natural resources.

Demography

Population : 28,571,770 (July 2017 est.)

Population growth rate : 1.45% (2017 est.)

Economy

Saudi Arabia has an oil-based economy with strong government controls over major economic activities. It possesses about 16% of the world's proven petroleum reserves, ranks as the largest exporter of petroleum, and plays a leading role in OPEC. The petroleum sector accounts for roughly 87% of budget revenues, 42% of GDP, and 90% of export earnings. Saudi Arabia is encouraging the growth of the private sector in order to diversify its economy and to employ more Saudi nationals. Approximately 6 million foreign workers play an important role in the Saudi economy, particularly in the oil and service sectors. The government has also looked at privatization and diversification of the economy more closely in the wake of a diminished oil market. Historically, Saudi Arabia has focused diversification efforts on power generation, telecommunications, natural gas exploration, and petrochemical sectors. More recently, the government has approached investors about expanding the role of the private sector in the health care, education and tourism industries.

GDP - per capita (PPP) : \$54,800 (2017 est.)
\$55,000 (2016 est.)

Exports

Amount: US \$ Bn 220 (2017)
US \$ Bn 178.8 (2016)

Export commodities:

- Petroleum and petroleum products 90%

Export partners:

- Japan 12.2%
- China 11.7%
- South Korea 9%
- India 8.9%
- US 8.3%
- UAE 6.7%
- Singapore 4.2%

Imports

Amount: US \$ Bn 126.7(2017)
US \$ Bn 129.8 (2016)

Import commodities:

- Machinery and equipment
- Foodstuffs
- Chemicals
- Motor vehicles
- Textiles

Import partners:

- China 15.4%
- US 13.6%
- UAE 6.5%
- Germany 5.8%
- Japan 4.1%
- India 4.1%
- South Korea 4%

Source: CIA World Factbook, Trade Map

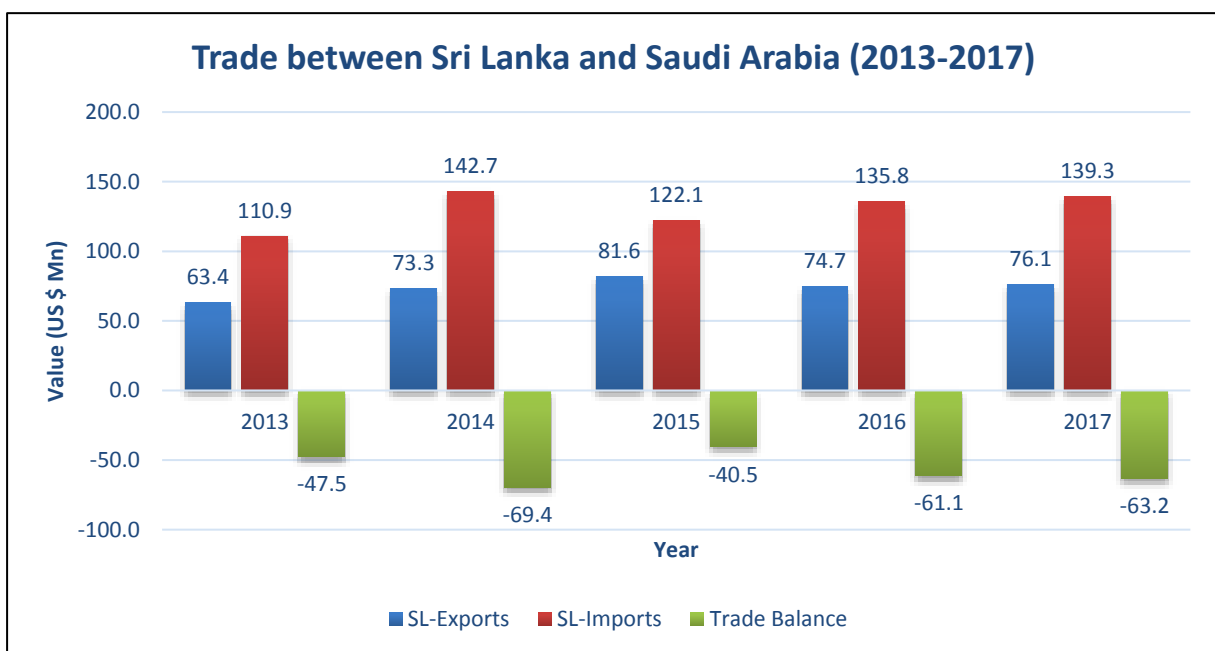
2. Trade between Sri Lanka & South Korea

Saudi Arabia is the 27th export destination for Sri Lanka. Total export value from Sri Lanka to Saudi Arabia was US \$ 76.1 million in 2017 and total imports from Saudi Arabia to Sri Lanka for the same period were US \$ 139.3 million. Sri Lanka's exports have increased from US \$ 63.4million to US \$ 76.1million with reference to the 2013 & 2017.

3. Bilateral Trade between Sri Lanka and Saudi Arabia (2013-2017)

Value in USD Million

Year	SL-Exports	SL-Imports	Trade Balance
2013	63.4	110.9	-47.5
2014	73.3	142.7	-69.4
2015	81.6	122.1	-40.5
2016	74.7	135.8	-61.1
2017	76.1	139.3	-63.2



Source: Sri Lanka Customs

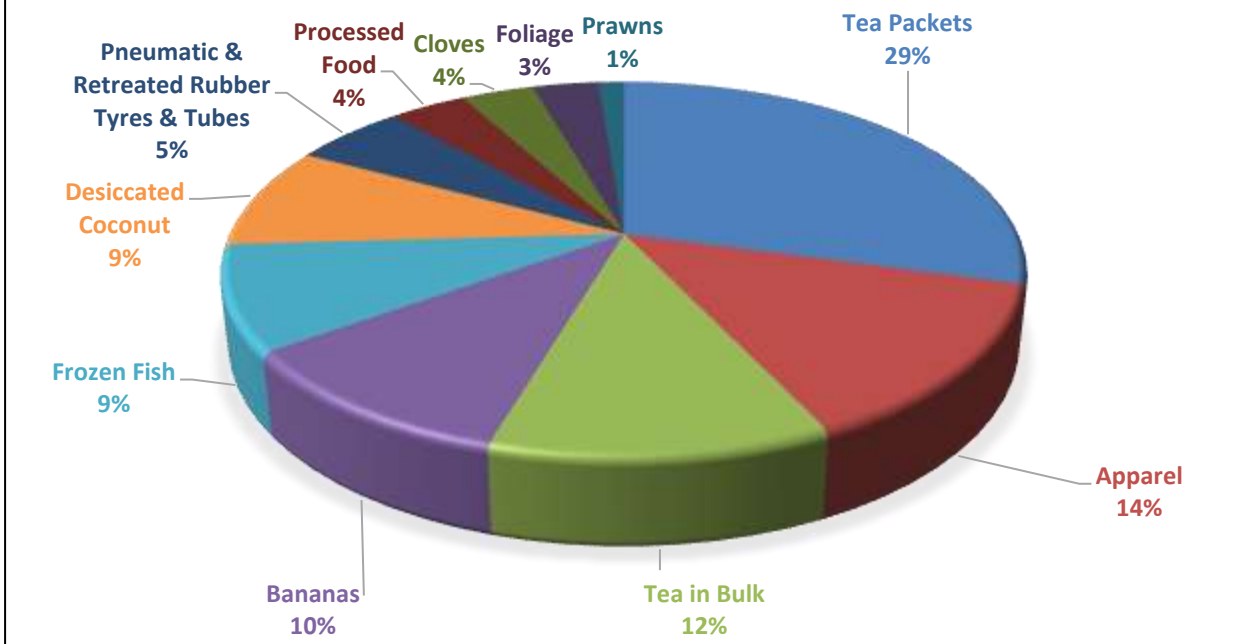
4. Sri Lanka's Major Export Products to Saudi Arabia (2013-2017)

Value in US \$ Thousand

Code	Description	2013	2014	2015	2016	2017
S.0101	Tea Packets	11,067	16,038	18,665	16,781	19,457
S.0702	Apparel	14,487	13,325	19,610	11,025	9,120
S.0103	Tea in Bulk	7,797	9,906	6,838	6,879	7,741
S.040304	Bananas	3,666	5,800	4,165	4,553	6,970
S.050101	Frozen Fish	6	411	1,535	4,869	6,019
S.030102	Desiccated Coconut	4,643	9,024	5,852	5,205	5,856
S.020302	Pneumatic & Retreated Rubber Tyres & Tubes	4,751	6,891	7,946	4,835	3,614
S.0803	Processed Food	474	581	245	10,844	2,482
S.040103	Cloves	3,030	213	2,182	97	2,326
S.040402	Foliage	1,059	1,299	1,376	1,264	2,113
S.050103	Prawns			17	262	844
S.040399	Fruits	339	418	438	508	819
S.050102	Fish Fresh or Chilled	8		40	145	695
S.040105	Cardamoms		46	73		461
S.030105	Coconut Milk Powder	605	432	590	393	430
S.040299	Vegetables	412	466	522	433	412
S.040305	Lemons	238	343	404	33	400
S.030206	Brooms & Brushes	569	546	503	484	399
S.1901	Mattresses & Mattress Supporters	...				397
S.030101	Coconut Oil	45	48	41	38	377
S.120203	Labels Printed or Not	1,046	579	610	715	321
S.020303	Industrial & Surgical Gloves of Rubber	1,501	697	980	504	320
S.030112	Defatted Coconut	53	62	99	144	290
S.160304	Metal Furniture & Seats	1	285
S.160299	Transport Equipment			1,316	16	226
	Others	7,639	6,155	7,550	4,629	3,708
	Total :	63,435	73,281	81,597	74,654	76,080

Source: Sri Lanka Customs

SRI LANKA'S MAJOR EXPORT PRODUCTS TO SAUDI ARABIA - 2017



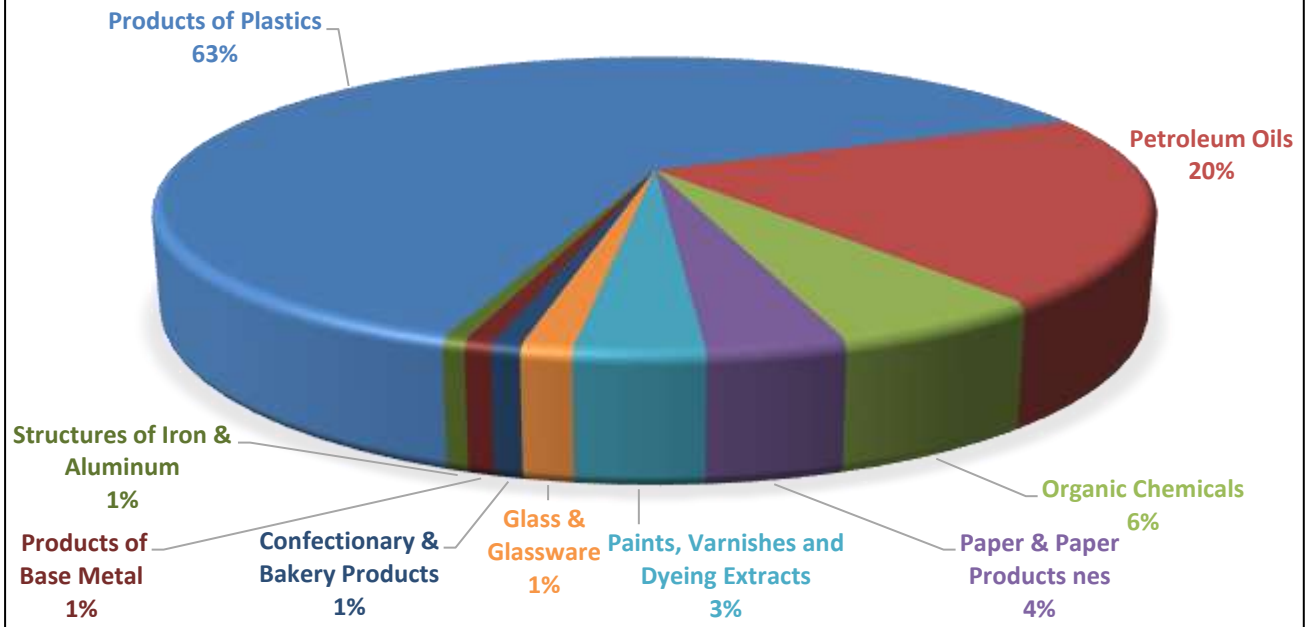
5. Sri Lanka's Major Import Products from Saudi Arabia (2013-2017)

Value in US \$ Thousand

Code	Description	2013	2014	2015	2016	2017
S.130204	Products of Plastics	66,284	89,427	97,309	97,207	85,856
S.1801	Petroleum Oils	19,756	29,977	6,288	11,122	27,814
S.130102	Organic Chemicals	6,203	8,357	6,677	6,033	7,775
S.120399	Paper & Paper Products	5,219	2,041	3,210	7,590	4,979
S.130105	Paints, Varnishes and Dyeing Extracts	5,432	4,949	3,552	3,464	4,600
S.140401	Glass & Glassware	1,403	1,427	1,625	2,632	1,836
S.0802	Confectionary & Bakery Products	3	4	22	18	1,057
S.1599	Products of Base Metal	51	27	214	132	971
S.1501	Structures of Iron & Aluminum	401	425	662	110	830
S.160109	Air-Condition Machines					663
S.130101	Inorganic Chemicals	49	328	360	131	543
S.040399	Fruits	444	449	802	465	455
S.1506	Scrap of Ferrous, Aluminum, Copper & Other Metals	77	55	36	295	363
S.140299	Articles of Stones	553	490	292	249	192
S.0701	Woven Fabrics	43	79	99	14	173
S.130103	Wadding Gauze, Bandages & Similar Pharmaceutical Articles	109	173	104	121	152
S.140199	Natural Sands				71	141
S.0799	Textile Articles	232	123	120	218	134
S.020302	Pneumatic & Retreated Rubber Tyres & Tubes		...			103
S.0703	Made-Up Textile Articles	1	48	4	170	102
S.160107	Insulated Wires and Cables	...	2			90
S.95	Products Unclassified	131	86	122	220	67
S.140101	Silica & Quarts	34	45	83	30	48
S.160304	Metal Furniture & Seats	304	596	...	684	44
S.160199	Electrical & Electronic Products	89	65	6	189	42
	Others	4,119	3,518	526	4,616	272
	Total :	110,936	142,689	122,115	135,783	139,302

Source: Sri Lanka Customs

SRI LANKA'S MAJOR IMPORT PRODUCTS FROM SAUDI ARABIA - 2017



6. Sri Lanka's Leading Exporters to Saudi Arabia -2017

Company Details	Products Exported within this Period
Adeem Uniform Pvt Ltd	Apparel, Woven Fabrics
Admajee Lukmanjee Pvt Ltd	Desiccated Coconut, Cloves, Defatted Coconut
Annai Sea Food Pvt Ltd	Frozen Fish, Prawns, Crabs
C R Exports Pvt Ltd	Other Fruits, Other Vegetables, Coconut Fresh Nuts, Melons & Papayas
Camso Loadstar Pvt Ltd	Pneumatic & Retreated Rubber Tyres & Tubes, Motor Vehicles & Parts, Gaskets, Washers, Seals etc. of Hard Rubber
Ceylon Tea Marketing Pvt Ltd	Tea Packets, Tea in Bulk
Dilmah Ceylon Tea Company Plc	Tea Packets
Dole Lanka Pvt Ltd	Bananas
Euro Asia Corporation Pvt Ltd	Tea Packets
Expolanka Pvt Ltd	Desiccated Coconut, Lemons, Defatted Coconut, Coconut Oil, Liquid Coconut Milk, Coconut Cream
Finlays Colombo Plc	Tea Packets, Tea in Bulk, Green Tea, Tea Bags
Island Seafood Exports Pvt Ltd	Frozen Fish, Prawns, Crabs, Edible Fish
J M J International Pvt Ltd	Tea Packets
Lanka Commodity Trading Pvt Ltd	Cloves, Nutmeg & Mace
Mabroc Teas Pvt Ltd	Tea Packets
Mahir Brothers	Cloves
Meezan & Co Pvt Ltd	Tea Packets, Tea in Bulk
Mufaddal Traders	Desiccated Coconut
P N Fernando & Company Pvt Ltd	Frozen Fish, Edible Fish, Crabs, Prawns
R J V International Pvt Ltd	Apparel
R M Holdings Pvt Ltd	Apparel
S & S Exporters Global Pvt Ltd	Frozen Fish, Prawns, Crabs, Edible Fish
Sri Lankan Catering Ltd	Processed Food
Van Rees Ceylon Ltd	Tea Packets
Vintage Teas Ceylon Pvt Ltd	Tea in Bulk

Source: Sri Lanka Customs

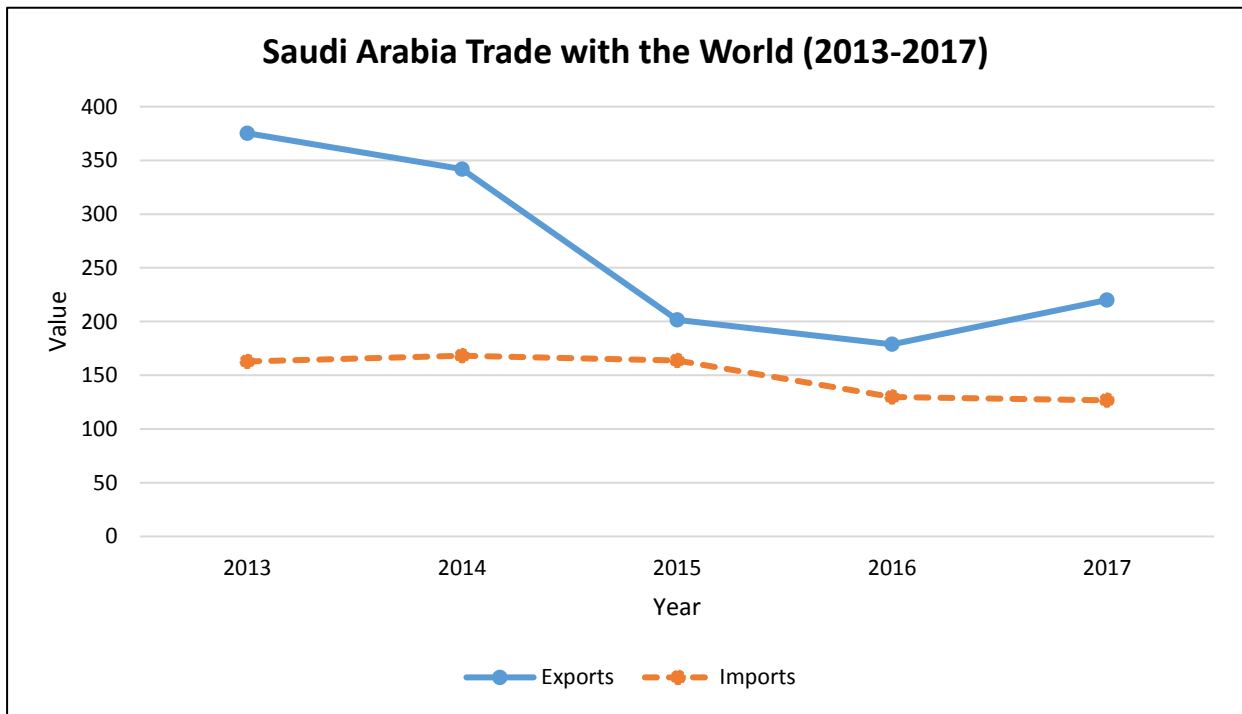
7. Potential Products to be exported from Sri Lanka

- Black fermented tea and partly fermented tea
- Fresh or dried plantains
- Fresh or dried plantains
- Green tea in immediate packings
- Babies' garments and clothing accessories of cotton
- Fresh tamarinds, cashew apples, jackfruit, lychees, sapodillo plums, passion fruit
- Fresh or dried lemons
- Men's or boys' shirts of cotton, textile materials
- Women's or girls' blouses of synthetic fibres, cotton
- Crude coconut oil
- Women's or girls' dresses of synthetic fibres, artificial fibres
- Fresh or dried citrus fruit
- Gloves, mittens and mitts
- Hinges of all kinds, of base metal
- Track-suits of cotton
- Women's or girls' nightdresses and pyjamas of textile materials
- Plants, parts of plants (seeds and fruits)
- Special garments for professional, sporting or other purposes
- Coral and similar materials
- Coconut oil and its fractions
- Live ornamental freshwater fish
- Fresh or dried guavas, mangoes and mangosteens
- Fresh papaws

8. Saudi Arabia Trade with the World (2013-2017)

Value in USD Billion

	2013	2014	2015	2016	2017
Exports	375.3	341.9	201.5	178.8	220
Imports	163	168.2	163.8	129.8	126.7



Source: Trade Map

9. Preferential Trade Agreements

- Saudi Arabia is a member of the GCC (Kuwait, Qatar, Bahrain, the UAE, Oman & Saudi Arabia)
- Saudi Arabia- United States Trade and Investment Framework Agreement (TIFA)

10. Useful Addresses

Saudi Arabian Embassy in Colombo, Sri Lanka

43 Horton Place
Colombo 7
Sri Lanka
TP: (+94) 11 268 2087 / 9
(+94) 11 533 3237
Fax (+94) 11 268 2088
(+94) 11 533 3237 (consular section)
Email: lkemb@mofa.gov.sa

Sri Lankan Embassy in Riyadh, Saudi Arabia

P.O. Box 94360
Riyadh 11693
Saudi Arabia
TP (+966) 11 460 8232
(+966) 11 460 8235
Fax: (+966) 11 460 8846
Email: mail@srilankaembassyriyadh.com
Website: www.slemb.org.sa

Source: <https://www.embassypages.com/>