

SRI LANKA EXPORT DEVELOPMENT BOARD

*Market &
Country
brief on
Belgium*



**PREPARED BY
MARKET DEVELOPMENT
DIVISION-EDB
October, 2018**

Contents

1. Belgium in Brief
2. Trade between Sri Lanka and Belgium
3. Bilateral Trade between Sri Lanka and Belgium (2013-2017)
4. Sri Lanka's Major Export Products to Belgium (2013-2017)
5. Sri Lanka's Major Import Products from Belgium (2013-2017)
6. Sri Lanka's Leading Exporters to Belgium -2017
7. Potential Exports to Belgium from Sri Lanka
8. Belgium Trade with the World (2013-2017)
9. Useful Addresses

1. Belgium in Brief

Geographical Location

Belgium – Map



Belgium - Flag



Belgium is a country in Western Europe that covers an area of 30,528 square kilometers and the 141st largest country in the world. Belgium is bordered by North Sea and situated between France and the Netherlands. The capital of Belgium is Brussels. Belgium has temperate mild winters, cool summers, rainy, humid and cloudy climates. The country possess construction materials, silica sand, carbonates and arable land as natural resources.

Demography

Population : 11,491,346 (July 2017 est.)

Population growth rate : 0.7% (2017 est.)

Economy

Belgium's central geographic location and highly developed transport network have helped Belgium to develop a well-diversified economy, with a broad mix of transport, services, manufacturing, and high tech industries. Belgium's GDP grew by 1.7% in 2017 and the budget deficit was 1.5% of GDP. The economy largely recovered from the March 2016 terrorist attacks that mainly impacted the Brussels region tourist and hospitality industry. The government has pledged to pursue a reform program to improve Belgium's competitiveness, including changes to labor market rules and welfare benefits. These changes have generally made Belgian wages more competitive regionally, but have raised tensions with trade unions, which have called for extended strikes.

GDP - per capita (PPP) : \$46,600 (2017 est.)
\$46,000 (2016 est.)

Exports

Amount: US \$ Bn 430 (2017)
US \$ Bn 398 (2016)

Export commodities:

- Chemicals
- Machinery and equipment
- Finished diamonds
- Metals and metal products
- Foodstuffs

Export partners:

- Germany 16.6%
- France 14.9%
- Netherlands 12%
- UK 8.4%
- Italy 4.9%
- US 4.8%

Imports

Amount: US \$ Bn 406 (2017)
US \$ Bn 372 (2016)

Import commodities:

- Raw materials
- Machinery and equipment
- Chemicals
- Raw diamonds
- Pharmaceuticals
- Foodstuffs
- Transportation equipment
- Oil products

Import partners:

- Netherlands 17.3%
- Germany 13.8%
- France 9.5%
- US 7.1%
- UK 4.9%
- Ireland 4.2%
- China 4.1%

Source: CIA World Factbook, Trade Map

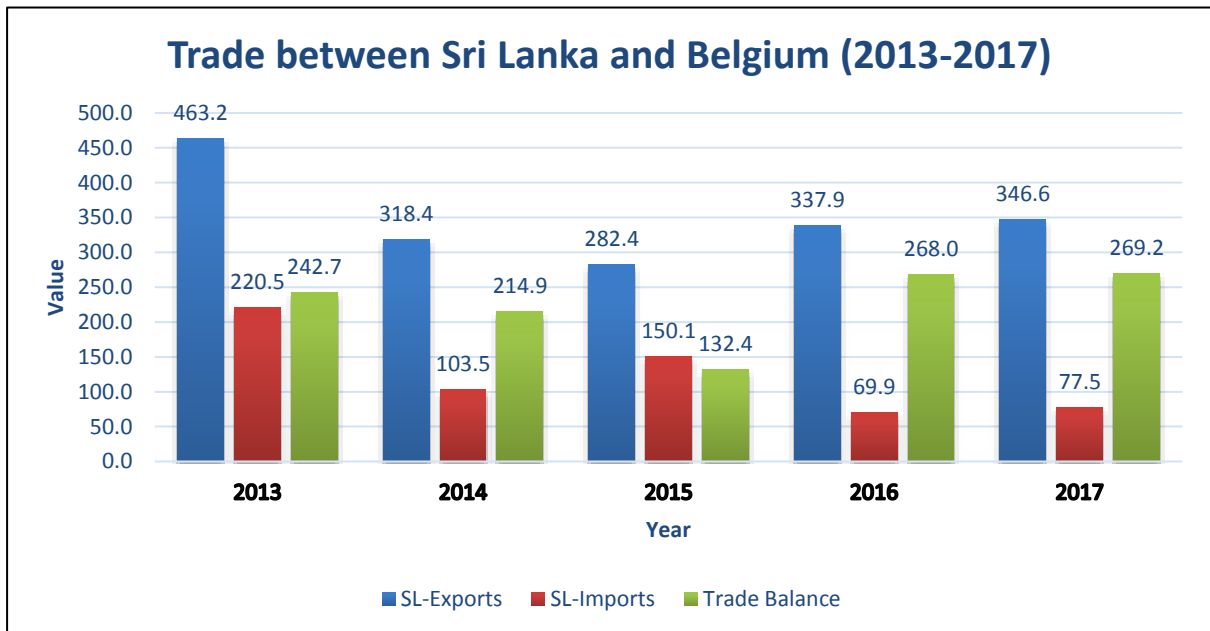
2. Trade between Sri Lanka & Belgium

Belgium is the 7th export destination for Sri Lanka. Total export value from Sri Lanka to Belgium was US \$ 346.6 million in 2017 and total imports from Belgium to Sri Lanka for the same period were US \$ 77.5 million. Sri Lanka's exports have decreased from US \$ 463.2 million to US \$ 346.6 million with reference to the 2013 & 2017.

3. Bilateral Trade between Sri Lanka and Belgium (2013-2017)

Value in US \$ Million

Year	SL-Exports	SL-Imports	Trade Balance
2013	463.2	220.5	242.7
2014	318.4	103.5	214.9
2015	282.4	150.1	132.4
2016	337.9	69.9	268.0
2017	346.6	77.5	269.2

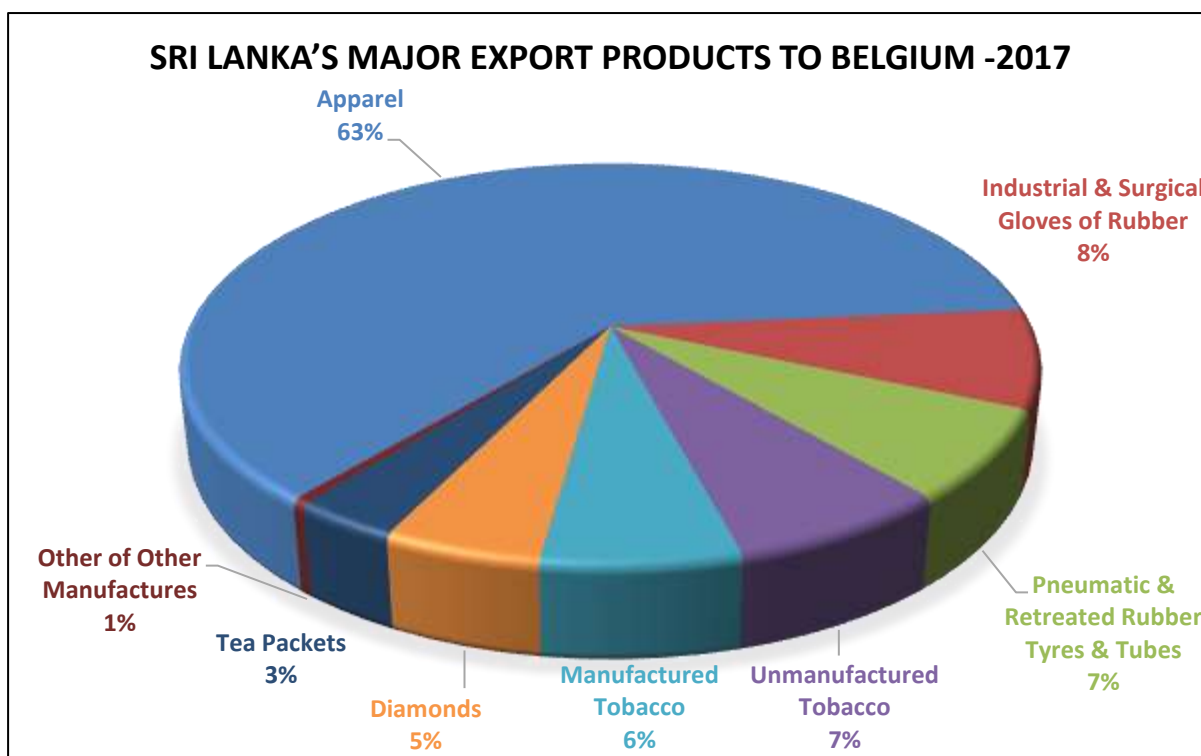


Source: Sri Lanka Customs

4. Sri Lanka's Major Export Products to Belgium (2013-2017)

Value in US \$ Thousand

Code	Description	2013	2014	2015	2016	2017
S.0702	Apparel	158,131	164,157	166,501	204,185	208,308
S.020303	Industrial & Surgical Gloves of Rubber	9,491	10,631	14,224	16,106	26,450
S.020302	Pneumatic & Retreated Rubber Tyres & Tubes	33,857	30,370	22,476	27,064	24,086
S.0902	Unmanufactured Tobacco	399	77	92	20,366	23,757
S.0901	Manufactured Tobacco	25,943	24,839	20,893	25,750	21,207
S.0601	Diamonds	202,505	53,947	35,836	20,101	16,887
S.0101	Tea Packets	10,150	10,507	7,504	9,264	11,304
S.1999	Other of Other Manufactures	239	283	196	354	1,502
S.0602	Gems	331	2,577	1,129	234	1,181
S.030102	Desiccated Coconut	1,261	2,550	2,185	1,074	1,179
S.050101	Frozen Fish	5,974	3,420	950	725	1,178
S.1902	Brooms & Brusher of Other Fibers	810	864	600	1,186	1,158
S.130203	Sacs & Bags of Plastics	1,060	1,046	315	525	1,119
S.0103	Tea in Bulk	1,390	1,190	1,569	1,324	968
S.030206	Brooms & Brushes	572	639	720	676	693
S.160201	Motor Vehicles & Parts	444	568	447	595	466
S.0799	Other Textile Articles	417	393	407	313	442
S.030101	Coconut Oil		477	746	590	424
S.030203	Mixed Coir Fiber	157	170	306	205	375
S.030205	Coco Peat & Fiber Pith	382	563	243	326	343
S.020304	Gaskets, Washers, Seals etc. of Hard Rubber	947	1,167	611	650	251
S.160105	Discharge Lamps	132	378	132	257	242
S.020104	Crepe Rubber	515	336	328	361	237
S.050103	Prawns					204
S.120202	Registers, Account Books, Diaries	422	331	301	293	203
	Others	7,659	6,937	3,725	5,391	2,466
	Total :	463,188	318,415	282,438	337,919	346,630



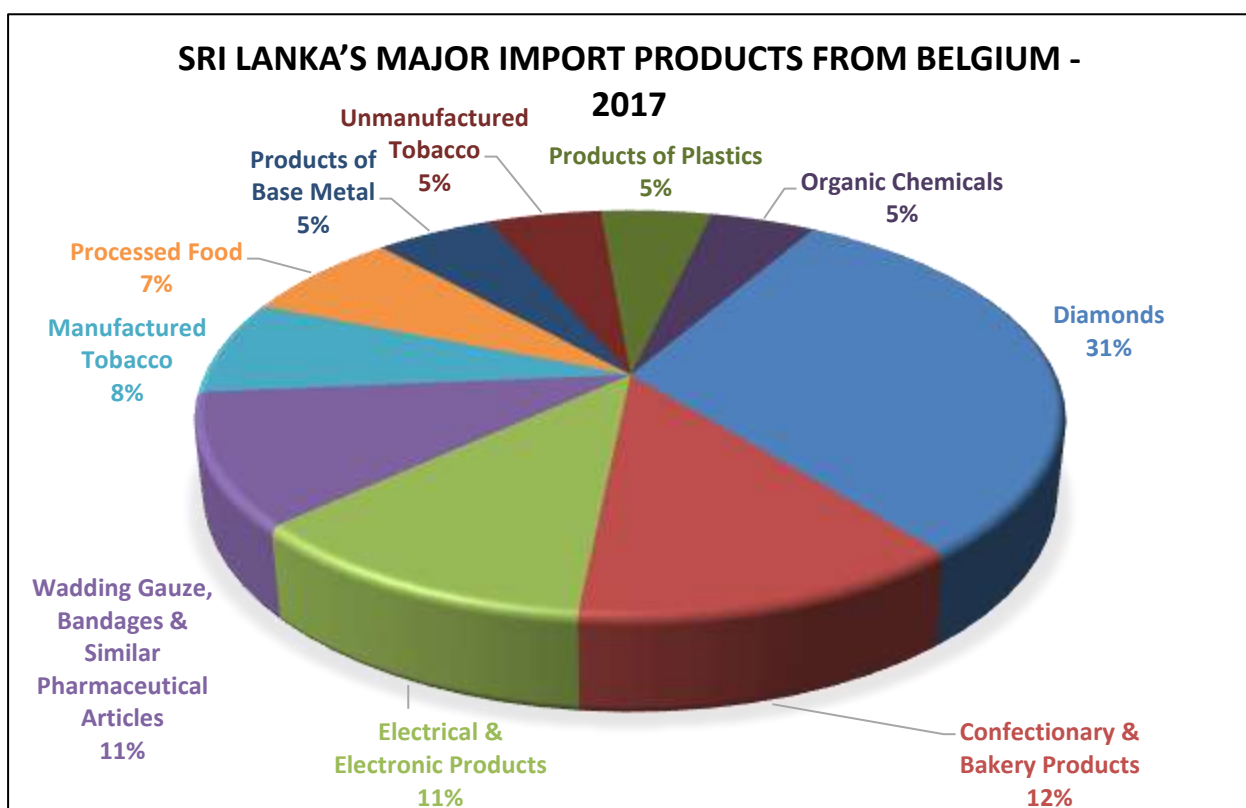
Source: Sri Lanka Customs

5. Sri Lanka's Major Import Products from Belgium (2013-2017)

Value in US \$ Thousand

Code	Description	2013	2014	2015	2016	2017
S.0601	Diamonds	164,611	32,631	15,125	17,880	17,456
S.0802	Confectionary & Bakery Products	805	496	454	1,054	6,980
S.160199	Electrical & Electronic Products	2,846	4,950	7,139	3,824	6,482
S.130103	Wadding Gauze, Bandages & Similar Pharmaceutical Articles	5,524	5,032	5,500	6,619	5,945
S.0901	Manufactured Tobacco	2,807	3,314	2,466	2,118	4,245
S.0803	Processed Food	1,707	2,934	3,684	3,564	4,079
S.1599	Products of Base Metal	3,072	3,825	9,479	2,533	2,963
S.0902	Unmanufactured Tobacco	2,313	2,573	2,054	1,247	2,863
S.130204	Products of Plastics	5,680	5,539	4,100	2,820	2,795
S.130102	Organic Chemicals	11,028	21,527	10,450	6,600	2,663
S.130199	Chemical Products	1,919	1,501	2,070	1,864	2,602
S.1199	Wood & Wooden Products	553	590	485	415	1,582
S.0701	Woven Fabrics	1,763	1,794	1,009	943	1,414

S.130105	Paints, Varnishes and Dyeing Extracts	854	936	1,434	1,284	1,338
S.020301	Rubber Plates, Sheets Rods of Vulcanized or Unhardened Rubber	1,173	1,400	1,410	1,469	1,248
S.0806	Animal Feed	598	699	1,223	1,004	1,133
S.160108	Boilers, Piston Engines, Pumps & Vacuum Pumps	692	1,210	840	1,350	804
S.0804	Rice & Cereals	1,806	1,710	1,359	1,407	741
S.160102	Telephone Sets, Audio/Video Equipments & Parts	249	631	753	1,561	714
S.130107	Soap, Washing Preparations, Waxes, Candles etc.	418	493	461	597	670
S.160111	Tea Bagging, Packing, Cleaning, Weighing Machines	167	51	155	261	643
S.160109	Air-Condition Machines			1		491
S.020399	Rubber Products	541	548	723	375	481
S.1899	Petroleum Products	77	152	138	126	442
S.1506	Scrap of Ferrous, Aluminum, Copper & Other Metals	183	504	206	359	432
	Others	9,093	8,453	77,349	8,624	6,259
	Total :	220,480	103,493	150,064	69,896	77,462



Source: Sri Lanka Customs

6. Sri Lanka's Leading Exporters to Belgium -2017

Company Details	Products Exported within this Period
Mas Active Trading Pvt Ltd	Apparel
Ansell Lanka Pvt Ltd	Industrial & Surgical Gloves of Rubber
G P Garments Pvt Ltd	Apparel, Made-Up Textile Articles
Agio Tobacco Processing Co Pvt Ltd	Unmanufactured Tobacco
United Tobacco Processing Pvt Ltd	Manufactured Tobacco, Unmanufactured Tobacco
Brandix Apparel Ltd	Apparel
Crystal Martin Central Pvt Ltd	Apparel
Bodyline Pvt Ltd	Apparel
Global Clothing International Pvt Ltd	Apparel
Brooky Diamond Pvt Ltd	Diamonds
Superfine Teas Pvt Ltd	Tea Packets, Tea in Bulk
Trelleborg Lanka Pvt Ltd	Pneumatic & Retreated Rubber Tyres & Tubes, Other Rubber Products
Sumithra Hasalaka Pvt Ltd	Apparel
Trelleborg Tyres Lanka Pvt Ltd	Pneumatic & Retreated Rubber Tyres & Tubes
Emjay International Pvt Ltd	Apparel
Trelleborg Wheel Systems Lanka Pvt Ltd	Pneumatic & Retreated Rubber Tyres & Tubes, Motor Vehicles & Parts
Camsco Loadstar Pvt Ltd	Pneumatic & Retreated Rubber Tyres & Tubes, Motor Vehicles & Parts, Gaskets, Washers, Seals etc. of Hard Rubber
Embody Trading Pvt Ltd	Apparel
Ansell Textiles Lanka Pvt Ltd	Apparel
Hirdaramani International Exports Pvt Ltd	Apparel

Source: Sri Lanka Customs

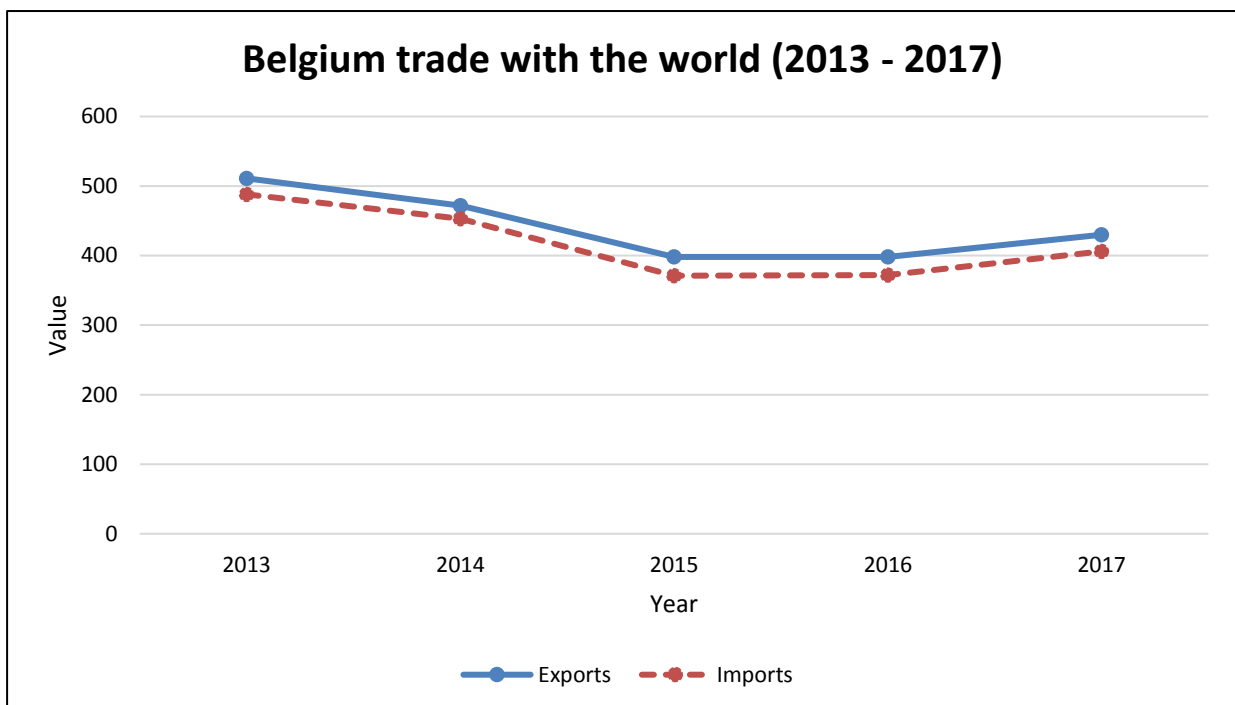
7. Potential Products to be exported from Sri Lanka

- Women's or girls' trousers
- Surgical gloves, of vulcanized rubber
- Gloves, mittens and mitts, of vulcanized rubber
- Men's or boys' trousers, jackets and blazers
- Women's or girls' swimwear
- Jerseys, pullovers, cardigans, waistcoats and similar articles
- Hats and other headgear
- Rubies, sapphires and emeralds
- Men's or boys' swimwear of synthetic fibres
- Babies' garments and clothing accessories of cotton & synthetic fibres
- Tobacco refuse
- Fresh or chilled fillets of fish
- Men's or boys' shirts of cotton
- Parts of garments or clothing accessories
- Boards, panels, consoles, desks, cabinets and other bases for the goods
- Vegetable products
- Natural rubber latex
- Floor coverings and mats
- Ties, bow ties, cravats and other made-up clothing accessories
- Men's or boys' overcoats, raincoats, car coats, capes, cloaks and similar articles

8. Belgium Trade with the World (2013-2017)

Value in US \$ Billion

	2013	2014	2015	2016	2017
Exports	511	472	398	398	430
Imports	488	453	371	372	406



Source: Trade Map

9. Useful Addresses

Consulate of Belgium in Colombo, Sri Lanka

Elvitigala Mawatha,

69 / 5 B,

Colombo 8,

Sri Lanka

Telephone: 011 2674141

Email: consubel.colombo@gmail.com

Fax: 011 2673250

Embassy of Sri Lanka

Rue Jules Lejeune 27,

1050 Brussels,

Belgium.

Telephone: (+32)2 344 53 94 / (+32)2 344 55 85

Fax : (+32)2 344 67 37

Email : secretariat@srilankaembassy.be

Website: www.srilankaembassy.be

Source: <https://www.embassypages.com/>