

SRI LANKA EXPORT DEVELOPMENT BOARD

*Market &
Country
brief on
Brazil*



**PREPARED BY
MARKET DEVELOPMENT
DIVISION-EDB**

October,2018

Contents

1. Brazil in Brief
2. Trade between Sri Lanka and Brazil
3. Bilateral Trade between Sri Lanka and Brazil (2013-2017)
4. Sri Lanka's Major Export Products to Brazil (2013-2017)
5. Sri Lanka's Major Import Products from Brazil (2013-2017)
6. Sri Lanka's Leading Exporters to Brazil -2017
7. Potential Exports to Brazil from Sri Lanka
8. Brazil Trade with the World (2013-2017)
9. Trade Agreements of Brazil
10. Useful Addresses

1. Brazil in Brief

Geographical Location

Brazil – Map



Brazil - Flag



Brazil is a country in Eastern South America that covers an area of 8,515,770 square kilometers and the 6th largest country in the world. Brazil is bordered by the Atlantic Ocean, Argentina, Bolivia, Colombia, French Guiana, Guyana, Paraguay, Peru, Suriname, Uruguay and Venezuela. The capital of Brazil is Brasilia. Brazil is mostly tropical, but temperate in south. The country possess bauxite, gold, iron ore, manganese, nickel, phosphates, platinum, tin, rare earth elements, uranium, petroleum, hydropower and timber as natural resources.

Demography

Population : 207,353,391 (July 2017 est.)

Population growth rate : 0.73 % (2017 est.)

Economy

Brazil is the eighth-largest economy in the world, but is recovering from a recession in 2015 and 2016 that ranks as the worst in the country's history. The government boosted infrastructure projects, such as oil and natural gas auctions, in part to raise revenues. Other economic reforms, proposed in 2016, aim to reduce barriers to foreign investment, and to improve labor conditions. Policies to strengthen Brazil's workforce and industrial sector, such as local content requirements, have boosted employment, but at the expense of investment. Brazil is a member of the Common Market of the South (Mercosur), a trade bloc that includes Argentina, Paraguay and Uruguay.

GDP - per capita (PPP) : \$15,600 (2017 est.)
\$16,300 (2016 est.)

Exports

Amount: US \$ Bn 217.7 (2017)
US \$ Bn 185.2 (2016)

Export commodities:

- Transport equipment
- Iron ore
- Soybeans
- Footwear
- Coffee
- Automobiles

Export partners:

- China 21.8%
- US 12.5%
- Argentina 8.1%
- Netherlands 4.3%

Imports

Amount: US \$ Bn 150.7 (2017)
US \$ Bn 137.5 (2016)

Import commodities:

- Machinery
- Electrical and transport equipment
- Chemical products
- Oil
- Automotive parts
- Electronics

Import partners:

- China 18.1%
- US 16.7%
- Argentina 6.3%
- Germany 6.1%

Source: CIA World Factbook, Trade Map

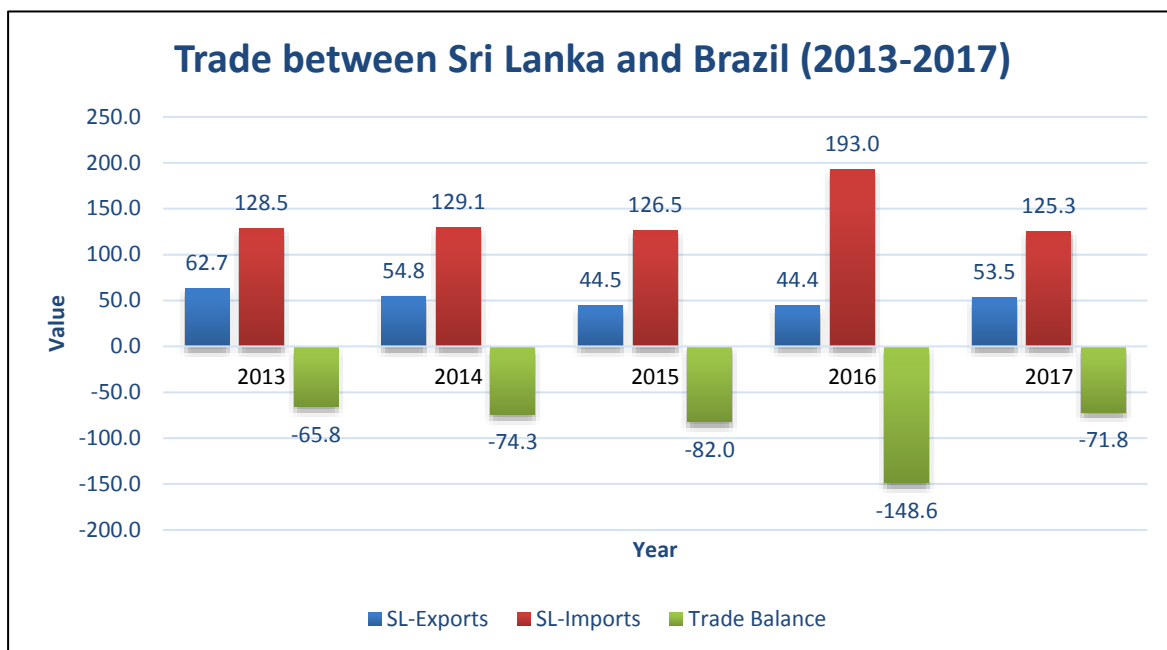
2. Trade between Sri Lanka & Brazil

Brazil is the 33rd export destination for Sri Lanka. Total export value from Sri Lanka to Brazil was US \$ 53.5 million in 2017 and total imports from Brazil to Sri Lanka for the same period were US \$ 125.3 million. Sri Lanka's exports have decreased from US \$ 62.7 million to US \$ 53.5 million with reference to the 2013 & 2017.

3. Bilateral Trade between Sri Lanka and Brazil (2013-2017)

Value in US \$ Million

Year	SL-Exports	SL-Imports	Trade Balance
2013	62.7	128.5	-65.8
2014	54.8	129.1	-74.3
2015	44.5	126.5	-82.0
2016	44.4	193.0	-148.6
2017	53.5	125.3	-71.8



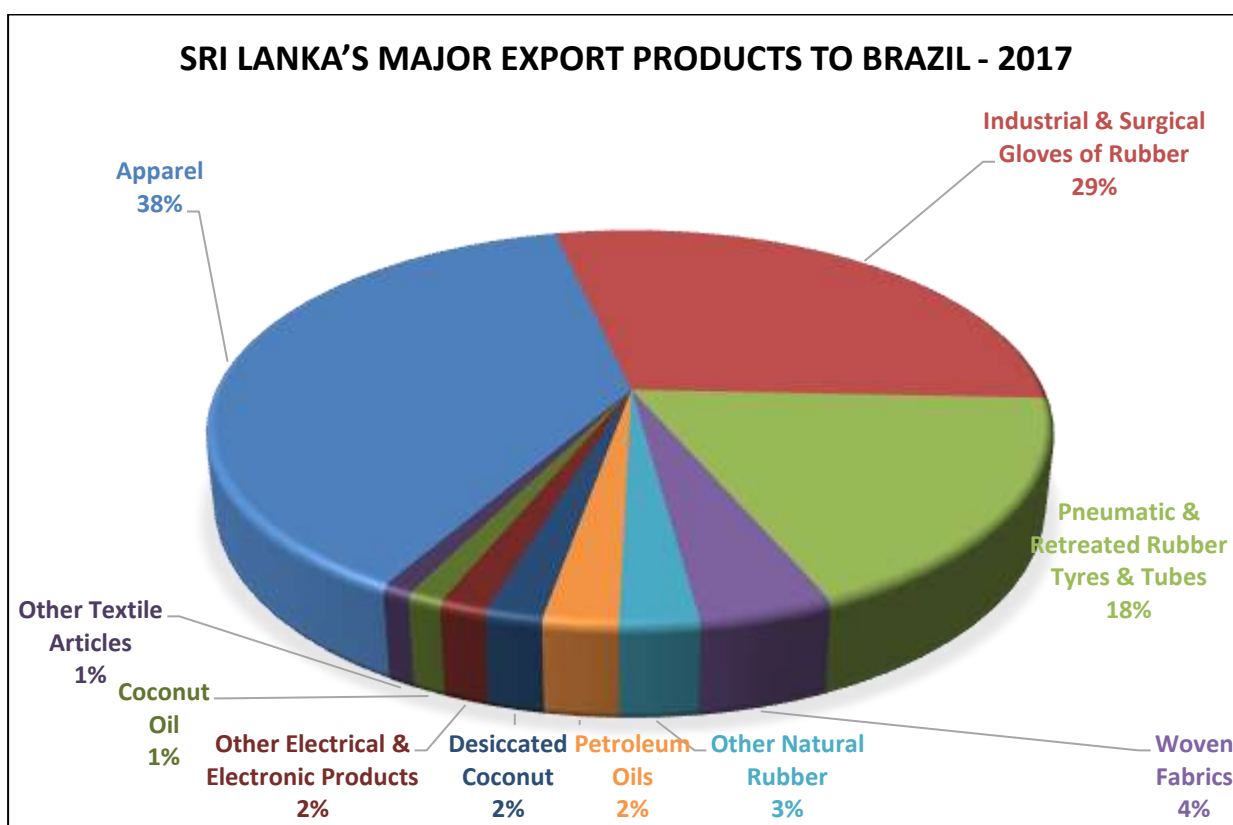
Source: Sri Lanka Customs

4. Sri Lanka's Major Export Products to Brazil (2013-2017)

Value in US \$ Thousand

Code	Product Description	2013	2014	2015	2016	2017
S.0702	Apparel	11,666	17,657	16,716	18,011	19,521
S.020303	Industrial & Surgical Gloves of Rubber	34,066	12,067	11,318	13,244	14,894
S.020302	Pneumatic & Retreated Rubber Tyres & Tubes	9,916	8,995	9,818	6,525	9,122
S.0701	Woven Fabrics	3,023	4,941	3,227	2,254	2,215
S.020199	Natural Rubber				195	1,306
S.1801	Petroleum Oils					1,238
S.030102	Desiccated Coconut	269	2,938	67	382	953
S.160199	Other Electrical & Electronic Products	1,631	5,276	921	637	787
S.030101	Coconut Oil				529	587
S.0799	Textile Articles	5	17	338	421	494
S.020104	Crepe Rubber	118	92	118	183	338
S.040107	Oleoresins		23	14	215	311

S.160303	Toys Games & Sport Requisites	174	157	446	88	288
S.020304	Gaskets, Washers, Seals etc. of Hard Rubber	52	115	55	92	266
S.030301	Activated Carbon	233	242	242	339	224
S.030112	Defatted Coconut	20	540	23	541	202
S.0101	Tea Packets	313	67	63	46	135
S.160107	Insulated Wires and Cables		143	42	127	108
S.1999	Other of Other Manufactures	...	18	18	26	93
S.020301	Rubber Plates, Sheets Rods of Vulcanized or Unhardened Rubber		...	171	125	78
	Others	1,229	1,466	899	465	349
	Total :	62,714	54,754	44,497	44,444	53,507

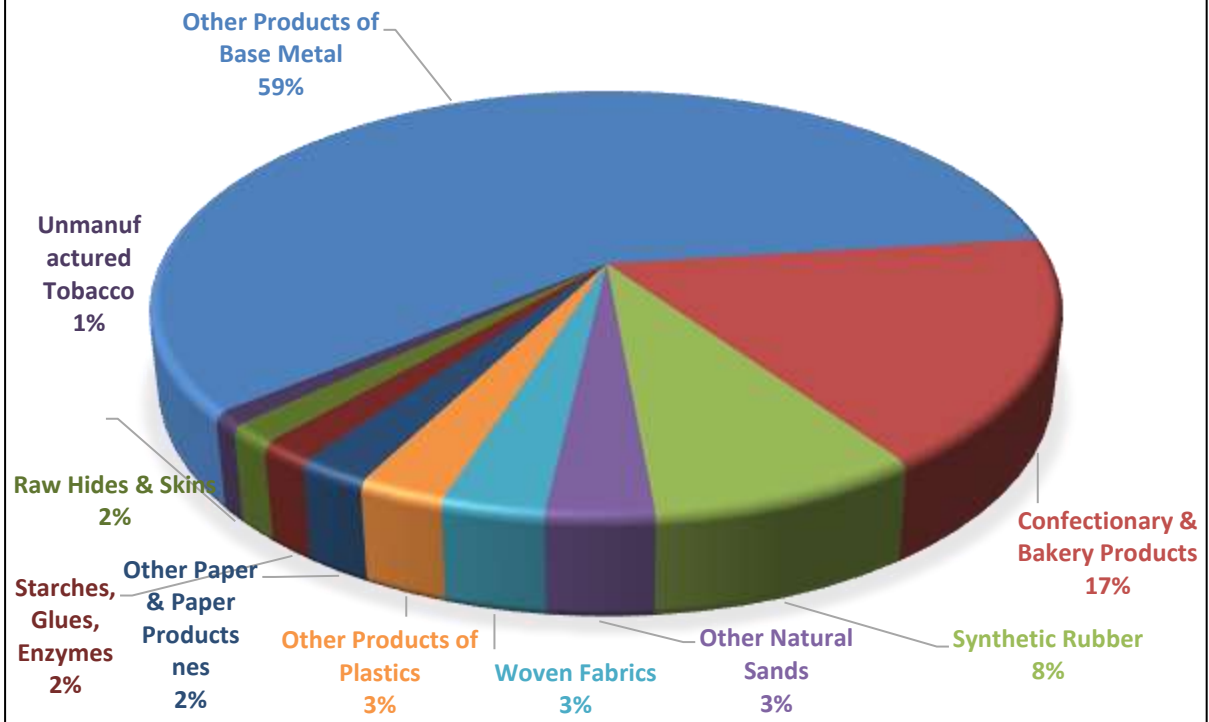


5. Sri Lanka's Major Import Products from Brazil (2013-2017)

Value in US \$ Thousand

Code	Product Description	2013	2014	2015	2016	2017
S.1599	Other Products of Base Metal	46	45	254	2,909	71,280
S.0802	Confectionary & Bakery Products	115,654	100,888	94,760	157,416	20,964
S.0202	Synthetic Rubber	2,934	1,285	2,683	6,830	9,862
S.140199	Natural Sands	2,339	3,812	3,038	3,641	3,900
S.0701	Woven Fabrics	745	447	4,546	7,863	3,750
S.130204	Products of Plastics	62	2,246	1,118	948	3,197
S.120399	Paper & Paper Products nes	38	569	487	1,679	2,616
S.130201	Starches, Glues, Enzymes	1,256	1,654	1,573	2,214	1,969
S.1001	Raw Hides & Skins	1,017	2,084	3,857	1,755	1,811
S.0902	Unmanufactured Tobacco		1,358	924	1,489	1,216
S.160199	Electrical & Electronic Products	249	182	5,515	915	1,214
S.0806	Animal Feed	633	10,125	816	988	718
S.0803	Processed Food	271	443	574	543	513
S.130106	Perfumes, Cosmetics, Shampoos & Makeup Preparations	337	295	240	156	366
S.95	Products Unclassified	239	439	283	372	347
S.020302	Pneumatic & Retreated Rubber Tyres & Tubes	192	205	418	477	308
S.1505	Tools, Implements, Cutlery & Parts	194	140	304	401	205
S.130199	Chemical Products	430	21	267	173	178
S.160104	Switches, Lamp Holders Boards & Panels	89	69	26	85	153
S.0601	Diamonds					87
	Others	1,739	2,789	4,843	2,152	643
	Total :	128,465	129,096	126,527	193,006	125,296

SRI LANKA'S MAJOR IMPORT PRODUCTS FROM BRAZIL - 2017



6. Sri Lanka's Leading Exporters to Brazil -2017

Company Details	Products Exported within this Period
Industrial Clothings Ltd	Industrial & Surgical Gloves of Rubber, Apparel, Made-Up Textile Articles
Samson Rubber Industries Pvt Ltd	Pneumatic & Retreated Rubber Tyres & Tubes
A T G Lanka Pvt Ltd	Apparel
Mas Active Trading Pvt Ltd	Apparel
D P L Premier Gloves Ltd	Industrial & Surgical Gloves of Rubber
Lalan Rubbers Pvt Ltd	Industrial & Surgical Gloves of Rubber, Other Natural Rubber, Apparel
Isin Lanka Pvt Ltd	Woven Fabrics
Union North Pvt Ltd	Apparel
Camso Loadstar Pvt Ltd	Pneumatic & Retreated Rubber Tyres & Tubes, Gaskets, Washers, Seals etc. of Hard Rubber
Hanwella Rubber Products Ltd	Industrial & Surgical Gloves of Rubber
Dipped Products Plc	Industrial & Surgical Gloves of Rubber
Orit Trading Lanka Pvt Ltd	Apparel
Neoprex Pvt Ltd	Industrial & Surgical Gloves of Rubber
Lanka Marine Services Pvt Ltd	Petroleum Oils
Hirdaramani International Exports Pvt Ltd	Apparel
Eu Retec Pvt Ltd	Pneumatic & Retreated Rubber Tyres & Tubes
Brandix Apparel Ltd	Apparel
Omega Line Ltd	Apparel
Bodyline Pvt Ltd	Apparel
Trelleborg Lanka Pvt Ltd	Pneumatic & Retreated Rubber Tyres & Tubes

Source: Sri Lanka Customs

7. Potential Products to be exported from Sri Lanka

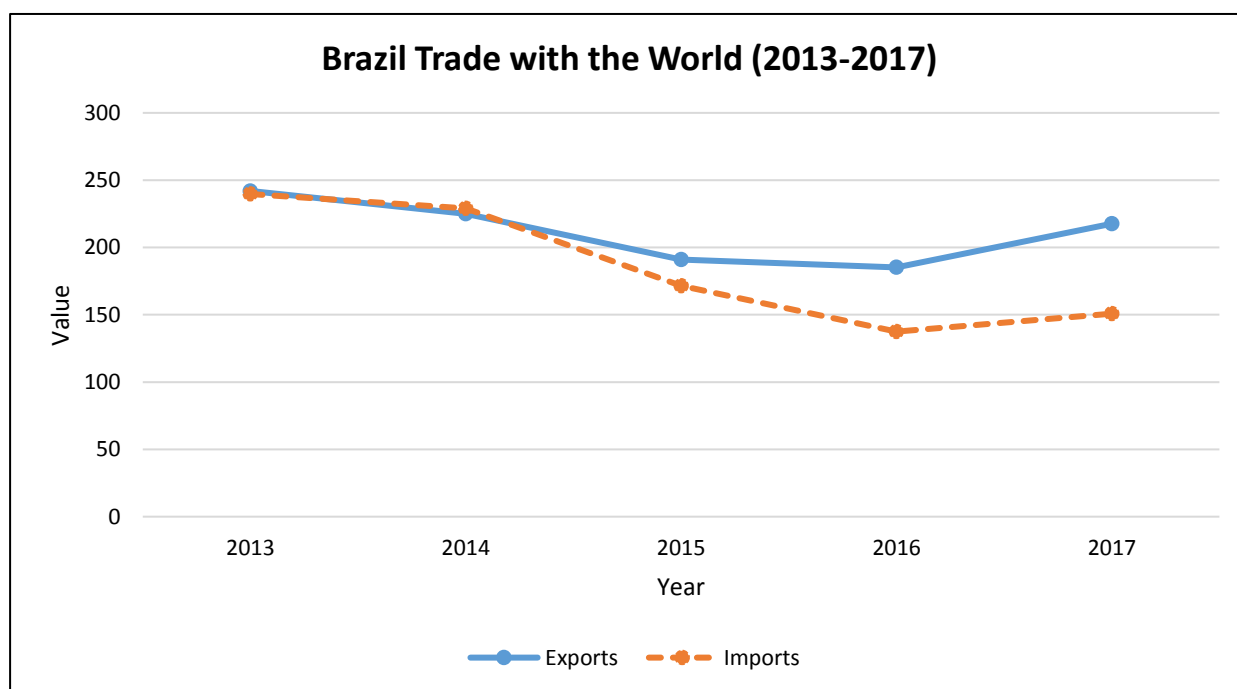
- New pneumatic tyres
- Brassieres of all types of textile materials
- Women's or girls' trousers of cotton
- Desiccated coconuts
- Jerseys, pullovers, cardigans, waistcoats and similar articles of man-made fibres cotton
- Natural rubber in primary forms or in plates, sheets or strip
- Extracted oleoresins
- Inner tubes of rubber, used for bicycles
- Gloves, mittens and mitts, of synthetic fibres
- Tricycles, scooters, pedal cars and similar wheeled toys
- Women's or girls' jackets and blazers of synthetic fibres & cotton
- Women's or girls' swimwear of synthetic fibres
- Men's or boys' shirts of cotton & synthetic fibres
- Women's or girls' dresses of synthetic fibres
- Women's or girls' blouses, shirts and shirt-blouses of man-made fibres
- Men's or boys' jackets and blazers of synthetic fibres
- Men's or boys' swimwear of synthetic fibres
- Men's or boys' trousers
- Track-suits of cotton
- Parachutes
- Ties, bow ties, cravats and other made-up clothing accessories

8. Brazil Trade with the World (2013-2017)

Value in US \$ Billion

	2013	2014	2015	2016	2017
Exports	242.0	225.1	191.1	185.2	217.7
Imports	239.7	229.1	171.4	137.5	150.7

Source: Trade Map



9. Trade Agreements of Brazil

- MERCOSUR
- Latin American Integration Association (ALADI)
- Union of South American Nations (UNASUR)
- Latin American and Caribbean Economic System (SELA)
- Andean Community (associate)
- Economic Commission for Latin America and the Caribbean (ECLAC)
- Inter-American Development Bank (IDB)
- Forum for East Asia-Latin America Cooperation (FEALAC)
- Summit of South American-Arab Countries (ASPA)
- Organization of American States
- BRICS Countries
- Africa-BRICS (Brazil, Russia, India, China, and South Africa) Cooperation
- Brazil Free Trade Agreements (FTA) (MERCOSUR member): Chile, Mexico, Peru, India, Egypt, Israel, Andean Community, and the European Union (EU)

10. Useful Addresses

Brazilian Embassy in Colombo, Sri Lanka

42/1, Horton Place
Colombo 7
Sri Lanka
TP: (+94) (11) 556.6900
Fax: (+94) (11) 556.6999
Email: brasemb.colombo@itamaraty.gov.br
Website: colombo.itamaraty.gov.br

Sri Lankan Embassy in Brasilia, Brazil

SHIS QI 9 conjunto 9 casa 7
Lago Sul
1.625-090 – Brasília - DF
Brazil
TP: (+55) 61 3248 2701
(+55) 61 3248 6774
Fax: (+55) 61 3364 5430
Email: lankaemb.br@gmail.com

Source: <https://www.embassypages.com/>