

**SRI LANKA EXPORT DEVELOPMENT BOARD**

*Market &  
Country  
brief on  
China*



**PREPARED BY  
MARKET DEVELOPMENT  
DIVISION-EDB**

**October, 2018**

## **Contents**

1. China in Brief
2. Trade between Sri Lanka and China
3. Bilateral Trade between Sri Lanka and China (2013-2017)
4. Sri Lanka's Major Export Products to China (2013-2017)
5. Sri Lanka's Major Import Products from China (2013-2017)
6. Sri Lanka's Leading Exporters to China -2017
7. Potential Exports to China from Sri Lanka
8. China Trade with the World (2013-2017)
9. Trade Agreements of China
10. Useful Addresses

# 1. China in Brief

## Geographical Location

China – Map



China - Flag



China is a country in Eastern Asia that covers an area of 9,596,960 square kilometers and the 5<sup>th</sup> largest country in the world. China is bordered by the East China Sea, Korea Bay, Yellow Sea, and South China Sea and situated between North Korea and Vietnam. The capital of China is Beijing. China has extremely diverse climate. The country possess coal, iron ore, petroleum, natural gas, mercury, tin, tungsten, antimony, manganese, molybdenum, vanadium, magnetite, aluminum, lead, zinc, rare earth elements, uranium, hydropower potential (world's largest), arable land as natural resources.

## Demography

Population : 1,379,302,771 (July 2017 est.)

Population growth rate : 0.41% (2017 est.)

## Economy

From 2013 to 2017, China had one of the fastest growing economies in the world, averaging slightly more than 7% real growth per year. One consequence of China's population control policy known as the "one-child policy" - which was relaxed in 2016 to permit all families to have two children - is that China is now one of the most rapidly aging countries in the world. The government's 13th Five-Year Plan, unveiled in March 2016, emphasizes the need to increase innovation and boost domestic consumption to make the economy less dependent on government investment, exports, and heavy industry. However, China has made more progress on subsidizing innovation than rebalancing the economy.

**GDP - per capita (PPP)** : \$16,700 (2017 est.)  
\$15,700 (2016 est.)

## Exports

Amount: US \$ Bn 2,271 (2017)  
US \$ Bn 2,097 (2016)

Export commodities:

- Electrical and other machinery (including computers and telecommunications equipment)
- Apparel
- Furniture
- Textiles

Export partners:

- US 19%
- Hong Kong 12.4%
- Japan 6%
- South Korea 4.5%

## Imports

Amount: US \$ Bn 1,840 (2017)  
US \$ Bn 1,587 (2016)

### Import commodities:

- Electrical and other machinery (including integrated circuits and other computer components)
- Oil and mineral fuels
- Optical and medical equipment
- Metal ores
- Motor vehicles
- Soybeans

### Import partners:

- South Korea 9.7%
- Japan 9.1%
- US 8.5%
- Germany 5.3%
- Australia 5.1%

*Source: CIA World Factbook, Trade Map*

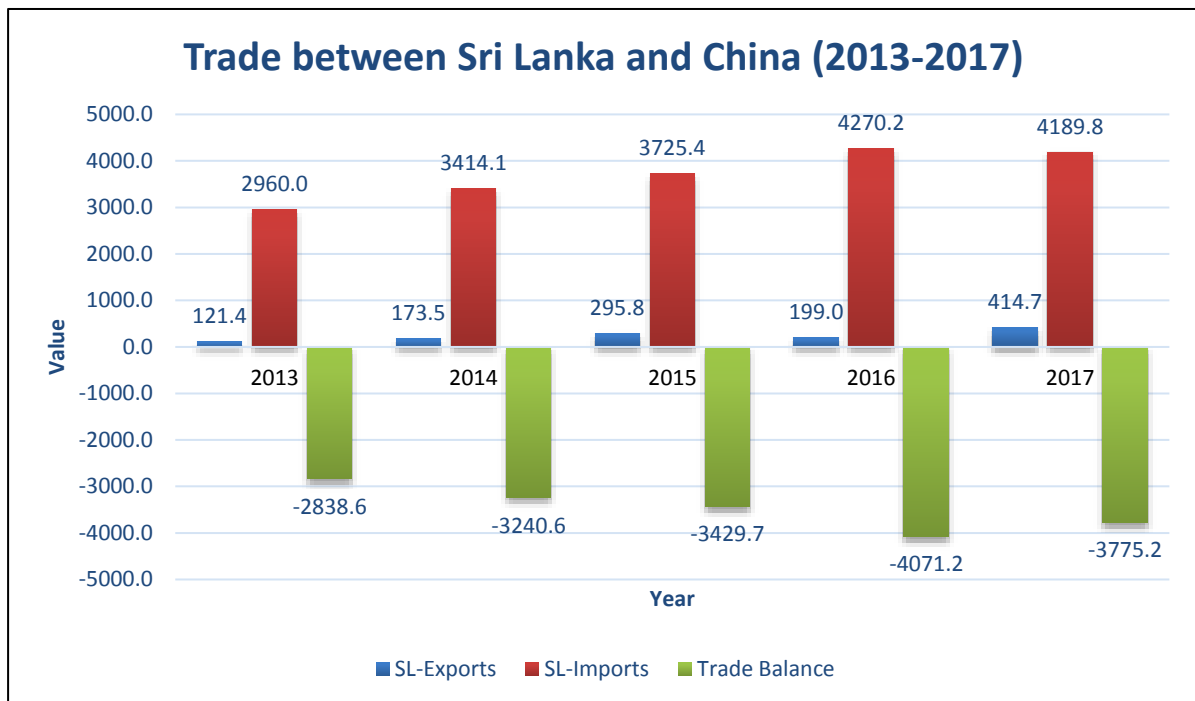
## 2. Trade between Sri Lanka & China

China is the 6<sup>th</sup> export destination for Sri Lanka. Total export value from Sri Lanka to China was US \$ 414.7 million in 2017 and total imports from China to Sri Lanka for the same period were US \$ 4189.8 million. Sri Lanka's exports have increased from US \$ 121.4 million to US \$ 414.7 million with reference to the 2013 & 2017.

### 3. Bilateral Trade between Sri Lanka and China (2013-2017)

Year	SL-Exports	SL-Imports	Trade Balance
2013	121.4	2960.0	-2838.6
2014	173.5	3414.1	-3240.6
2015	295.8	3725.4	-3429.7
2016	199.0	4270.2	-4071.2
2017	414.7	4189.8	-3775.2

Value in USD Million



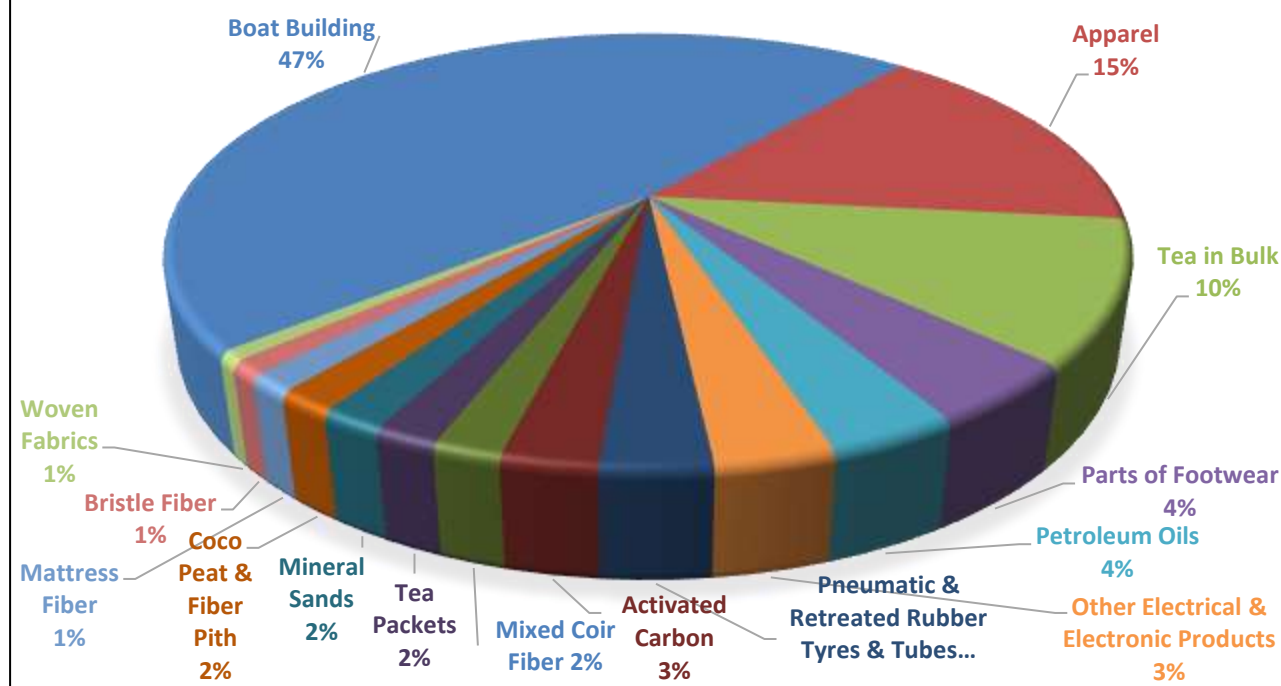
Source: Sri Lanka Customs

#### 4. Sri Lanka's Major Export Products to China (2013-2017)

Value in US \$ Thousand

Code	Product Description	2013	2014	2015	2016	2017
S.160301	Boat Building			118,599	193	182,154
S.0702	Apparel	22,243	35,587	53,651	65,301	59,772
S.0103	Tea in Bulk	14,081	18,120	27,025	25,143	40,318
S.1702	Parts of Footwear	2,279	19,301	20,672	18,176	16,963
S.1801	Petroleum Oils	117	2,215	2,506	3,406	13,600
S.160199	Other Electrical & Electronic Products	1,261	2,177	5,500	10,588	12,454
S.020302	Pneumatic & Retreated Rubber Tyres & Tubes	6,321	6,344	4,197	8,669	11,498
S.030301	Activated Carbon	2,761	3,983	4,161	6,643	10,031
S.030203	Mixed Coir Fiber	6,342	14,675	8,745	7,635	7,132
S.0101	Tea Packets	6,064	5,403	6,251	5,927	6,713
S.140402	Mineral Sands	3,969	6,302	9,866	7,664	6,672
S.030205	Coco Peat & Fiber Pith	3,753	4,498	3,166	4,644	6,237
S.030202	Mattress Fiber	11,759	12,703	6,411	5,560	5,017
S.030201	Bristle Fiber	1,383	2,852	2,077	2,819	3,928
S.0701	Woven Fabrics	658	774	539	505	2,821
S.1199	Other Wood & Wooden Products	...	969	1,281	406	2,351
S.020304	Gaskets, Washers, Seals etc. of Hard Rubber	608	806	1,100	1,565	1,865
S.0199	Other Tea	1,462	2,184	869	505	1,608
S.160304	Metal Furniture & Seats	23	21	17	252	1,497
S.020301	Rubber Plates, Sheets Rods of Vulcanized or Unhardened Rubber	5,322	8,133	1,743	2,029	1,447
	Others	30,977	26,419	17,400	21,377	20,598
	<b>Total :</b>	<b>121,384</b>	<b>173,466</b>	<b>295,777</b>	<b>199,007</b>	<b>414,674</b>

## SRI LANKA'S MAJOR EXPORT PRODUCTS TO CHINA -2017



Source: Sri Lanka Customs

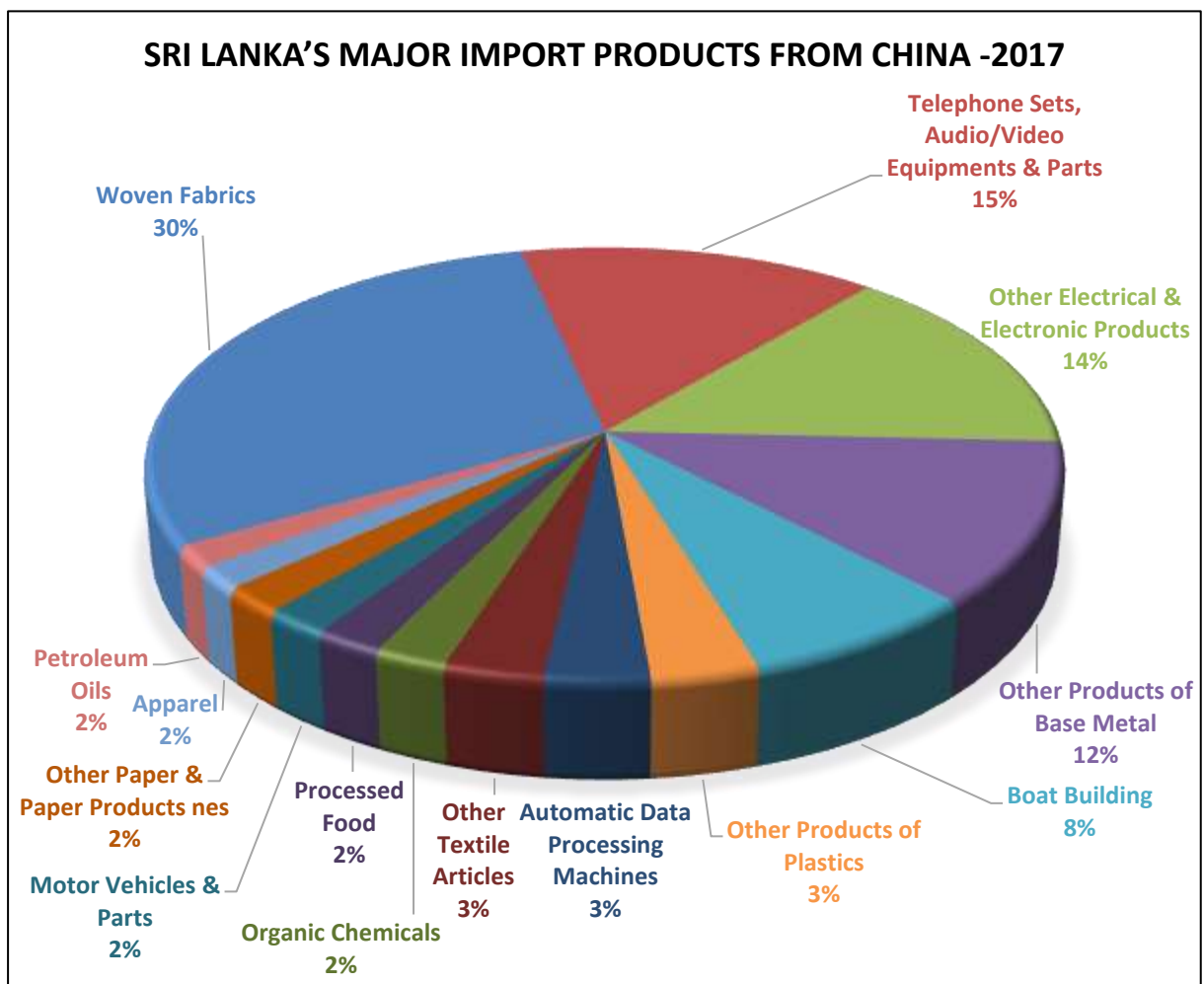
## 5. Sri Lanka's Major Import Products from China (2013-2017)

Value in US \$ Thousand

Code	Product Description	2013	2014	2015	2016	2017
S.0701	Woven Fabrics	593,746	713,125	744,061	890,305	947,085
S.160102	Telephone Sets, Audio/Video Equipment & Parts	250,250	256,250	322,344	400,808	463,719
S.160199	Other Electrical & Electronic Products	439,770	428,896	435,321	469,534	458,116
S.1599	Other Products of Base Metal	200,293	255,860	440,869	429,473	383,017
S.160301	Boat Building	80,767	118,820	640	221,542	236,682
S.130204	Other Products of Plastics	69,533	86,838	89,617	96,402	105,454
S.160112	Automatic Data Processing Machines	82,962	77,743	96,608	109,232	102,518
S.0799	Other Textile Articles	77,270	82,839	84,525	96,593	98,177
S.130102	Organic Chemicals	33,449	40,632	47,677	57,322	71,521
S.0803	Processed Food	35,631	35,840	81,099	60,027	66,546
S.160201	Motor Vehicles & Parts	70,801	68,656	97,990	80,915	63,761
S.120399	Other Paper & Paper Products	36,744	58,454	63,561	61,860	63,225



S.0702	Apparel	40,218	42,759	53,352	51,715	52,877
S.1801	Petroleum Oils	20,012	265,093	95,691	154,179	52,728
S.160108	Boilers, Piston Engines, Pumps & Vacuum Pumps	44,623	34,810	48,492	60,301	51,076
S.140301	Wall Tiles	27,158	29,776	37,724	51,168	47,059
S.1501	Structures of Iron & Aluminum	55,558	30,155	30,331	42,475	44,181
S.160299	Other Transport Equipment	64,052	43,629	54,660	44,254	42,040
S.130199	Other Chemical Products	28,927	35,610	43,780	43,740	41,977
S.1999	Other of Other Manufactures	25,172	29,688	32,224	41,195	41,693
	Others	683,019	678,626	824,868	807,163	756,379
	<b>Total :</b>	<b>2,959,952</b>	<b>3,414,100</b>	<b>3,725,435</b>	<b>4,270,204</b>	<b>4,189,832</b>



Source: Sri Lanka Customs

## 6. Sri Lanka's Leading Exporters to China -2017

Company Details	Products Exported within this Period
Chec Port City Colombo Pvt Ltd	Boat Building
Mas Active Trading Pvt Ltd	Apparel
Mas Fabrics Pvt Ltd	Parts of Footwear
Camso Loadstar Pvt Ltd	Pneumatic & Retreated Rubber Tyres & Tubes, Rubber Plates, Sheets Rods of Vulcanized or Unhardened Rubber, Motor Vehicles & Parts
Bodyline Pvt Ltd	Apparel
Mabroc Teas Pvt Ltd	Tea in Bulk, Other Tea, Perfumes, Cosmetics, Shampoos & Makeup Preparations, Tea Packets, Other of Other Export Crops nes, Cartons, Boxes & Bags
Kramski Lanka Pvt Ltd	Other Electrical & Electronic Products, Other Products of Base Metal
Lanka Maritime Services Ltd	Petroleum Oils
Brandix Apparel Ltd	Apparel
Interocean Energy Pvt Ltd	Petroleum Oils
Venture Tea Pvt Ltd	Tea in Bulk, Other Tea, Tea Packets
Lanka Mineral Sands Ltd	Mineral Sands
Heritage Teas Pvt Ltd	Tea in Bulk, Tea Bags, Other Tea, Tea Packets
Jacobi Carbons Lanka Pvt Ltd	Activated Carbon
Hirdaramani International Exports Pvt Ltd	Apparel
Haycarb Plc	Activated Carbon
Enrich Tea And Food Exports Pvt Ltd	Tea in Bulk, Other Tea, Tea Packets, Green Tea
R J V International Pvt Ltd	Apparel, Footwear, Industrial Gloves, Belts etc. of Leather, Travel Goods, Bags etc., Other of Other Manufactures
Mas Intimates Pvt Ltd	Apparel

Source: Sri Lanka Customs

## 7. Potential Products to be exported from Sri Lanka

- Black fermented tea and partly fermented tea
- T-shirts, singlets and other vests of textile materials
- Brassieres of all types of textile materials
- Activated carbon
- Solid or cushion tyres
- Parts of electronic integrated circuits
- Men's or boys' trousers
- Babies' garments and clothing accessories of cotton
- Women's or girls' trousers
- Zirconium ores and concentrates
- Women's or girls' briefs and panties of cotton & man-made fibres
- Parts of aero planes or helicopters
- Mattress supports for bed frames
- Boards, cabinets and similar combinations of apparatus for electric control
- Dyed cotton fabrics
- Food preparations
- Extracted oleoresins
- Jerseys, pullovers, cardigans, waistcoats and similar articles of cotton
- Women's or girls' jackets and blazers of cotton
- Crude coconut oil
- Pepper of the genus Piper
- Rubies, sapphires and emeralds
- Mechanically made lace of man-made fibres in the piece, in strips or in motifs

## 8. China Trade with the World (2013-2017)

Value in US \$ Billion

	2013	2014	2015	2016	2017
<b>Exports</b>	2,209	2,342	2,273	2,097	2,271
<b>Imports</b>	1,949	1,959	1,679	1,587	1,840



Source: Trade Map

## 9. Preferential Trade Agreements

- ASEAN-People's Republic of China Comprehensive Economic Cooperation Agreement
- Asia-Pacific Trade Agreement
- New Zealand-People's Republic of China Free Trade Agreement
- People's Republic of China-Australia Free Trade Agreement
- People's Republic of China-Chile Free Trade Agreement
- People's Republic of China-Costa Rica Free Trade Agreement
- People's Republic of China-Hong Kong, China Closer Economic Partnership Arrangement
- People's Republic of China-Iceland Free Trade Agreement
- People's Republic of China-Macao Closer Economic Partnership Arrangement
- People's Republic of China-Pakistan Free Trade Agreement
- People's Republic of China-Peru Free Trade Agreement
- People's Republic of China-Singapore Free Trade Agreement
- People's Republic of China-Switzerland Free Trade Agreement
- People's Republic of China-Taipei, China Economic Cooperation Framework Agreement
- People's Republic of China-Thailand Free Trade Agreement
- People's Republic of China-[Republic of] Korea Free Trade Agreement

## 10. Useful Addresses

### **Embassy of the People's Republic of China**

381 A, Bauddhaloka Mawatha, Colombo 07, Sri Lanka

Telephone: 011-2688610

Email: chinaemb\_lk@mfa.gov.cn

Fax: 011-2675101

### **Embassy of Sri Lanka**

Office Address: No.3, Jlan Hua Lu, Beijing100600, People's Republic of China

(From Sri Lanka): 00-86-10

Telephone: 65321861, 65321862

Fax: 65325426

Email: lkembj@slemb.com

Website: www.slemb.com

Source: <https://www.embassypages.com/>