

**SRI LANKA EXPORT DEVELOPMENT BOARD**

*Market &  
Country  
brief on  
Hong Kong*



PREPARED BY  
MARKET DEVELOPMENT  
DIVISION-EDB

**October, 2018**

## **Contents**

1. Hong Kong in Brief
2. Trade between Sri Lanka and Hong Kong
3. Bilateral Trade between Sri Lanka and Hong Kong (2013-2017)
4. Sri Lanka's Major Export Products to Hong Kong (2013-2017)
5. Sri Lanka's Major Import Products from Hong Kong (2013-2017)
6. Sri Lanka's Leading Exporters to Hong Kong -2017
7. Potential Exports to Hong Kong from Sri Lanka
8. Hong Kong Trade with the World (2013-2017)
9. Trade Agreements of Hong Kong

# 1. Hong Kong in Brief

## Geographical Location

Hong Kong – Map



Hong Kong - Flag



Hong Kong is a country in Eastern Asia that covers an area of 1,108 square kilometers and the 184<sup>th</sup> largest country in the world. Hong Kong is bordered by the South China Sea and China. Hong Kong has subtropical monsoon, cool and humid in winter, hot and rainy from spring through summer, warm and sunny in fall. The country possess outstanding deep water harbor, feldspar as natural resources.

## Demography

Population : 7,191,503 (July 2017 est.)

Population growth rate : 0.32% (2017 est.)

## Economy

Mainland China has long been Hong Kong's largest trading partner, accounting for about half of Hong Kong's total trade by value. Hong Kong's natural resources are limited, and food and raw materials must be imported. During the past decade, as Hong Kong's manufacturing industry moved to the mainland, its service industry has grown rapidly. In 2017, Chief Executive Carrie Lam announced plans to increase government spending on research and development, education, and technological innovation with the aim of spurring continued economic growth through greater sector diversification.

**GDP - per capita (PPP)** : \$61,400 (2017 est.)  
\$60,400 (2016 est.)

## **Exports**

Amount: US \$ 550.2 billion (2017)  
US \$ 516.5 billion (2016)

Export commodities:

- Electrical machinery and Appliances
- Textiles
- Apparel
- Watches and clocks
- Toys
- Jewelry, 'goldsmiths' and silversmiths' wares
- Other articles of precious or semi-precious materials

Export partners:

- China 54.1%
- US 7.7%

## **Imports**

Amount: US \$ 589.8 billion (2017)  
US \$ 547.1 billion (2016)

Import commodities:

- Raw materials and semi-manufactures
- Consumer goods
- Capital goods
- Foodstuffs
- Fuel

Import partners:

- China 44.6%
- Singapore 6.4%
- Japan 6.1%
- South Korea 5.5%
- US 5.2%

*Source: CIA World Factbook, Trade Map*

## 2. Trade between Sri Lanka & Hong Kong

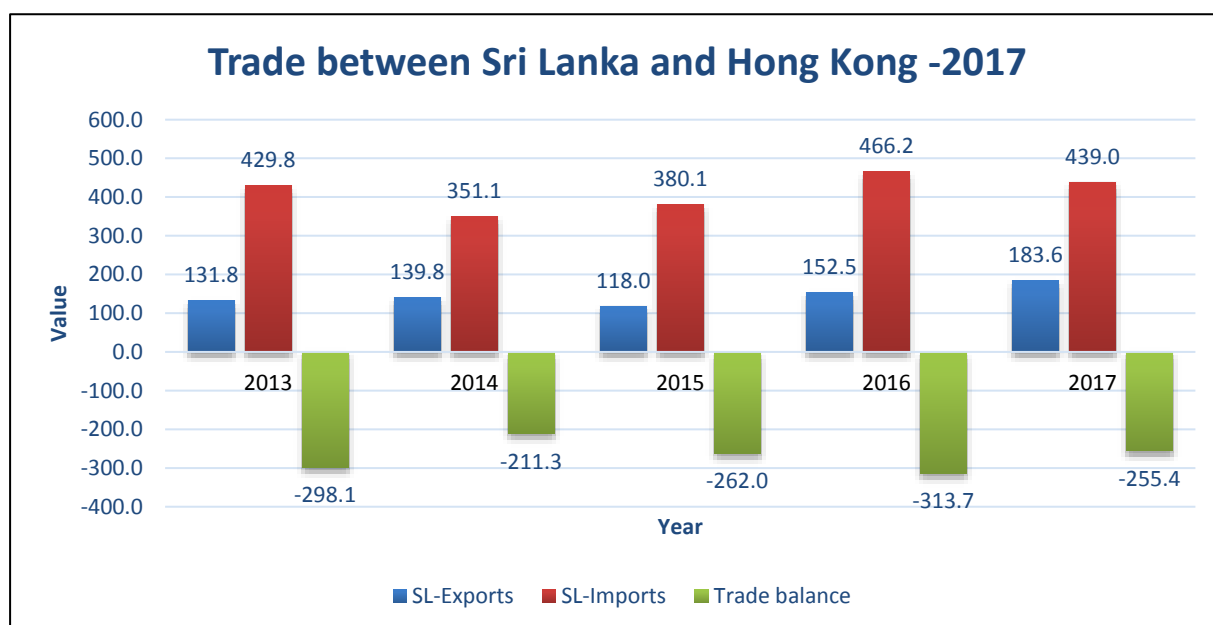
Hong Kong is the 17<sup>th</sup> export destination for Sri Lanka. Total export value from Sri Lanka to Hong Kong was US \$ 183.6 million in 2017 and total imports from Hong Kong to Sri Lanka for the same period were US \$ 439.0 million. Sri Lanka's exports have increased from US \$ 131.8 million to US \$ 183.6 million with reference to the 2013 & 2017.

## 3. Bilateral Trade between Sri Lanka and Hong Kong (2013-2017)

Value in US \$ Million

Year	SL-Exports	SL-Imports	Trade balance
2013	131.8	429.8	-298.1
2014	139.8	351.1	-211.3
2015	118.0	380.1	-262.0
2016	152.5	466.2	-313.7
2017	183.6	439.0	-255.4

Source: Sri Lanka Customs



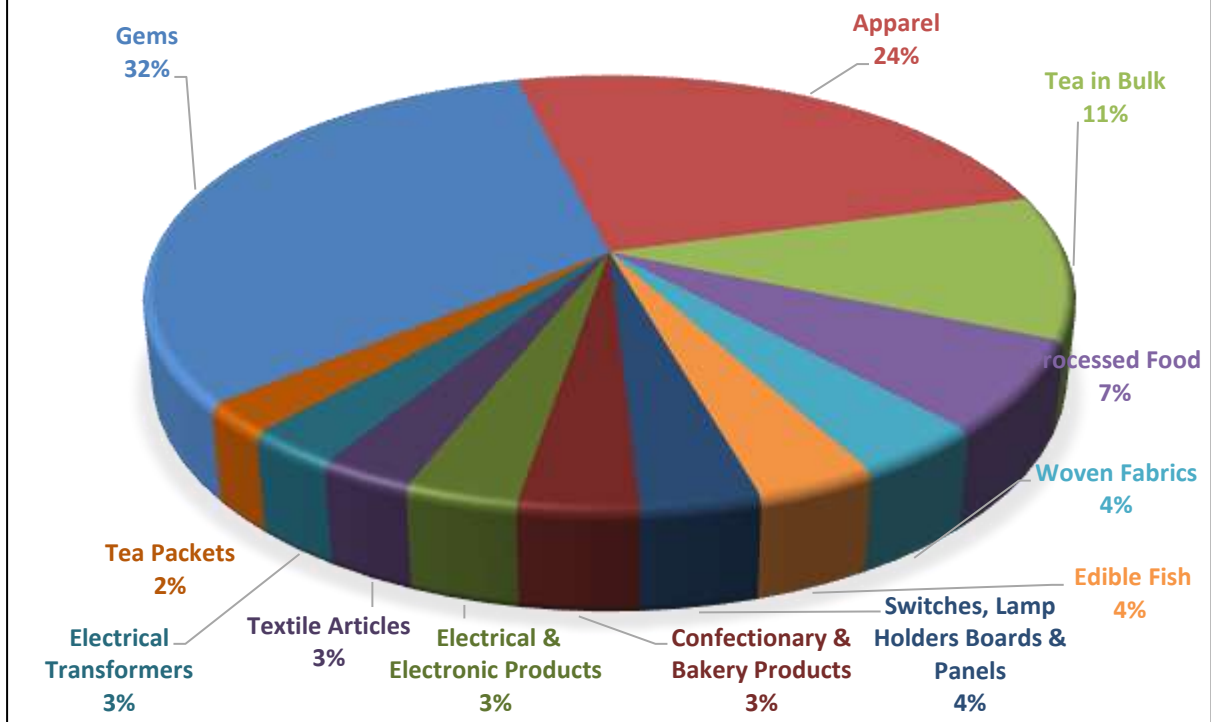
#### 4. Sri Lanka's Major Export Products to Hong Kong (2013-2017)

Value in US \$ Thousand

Code	Description	2013	2014	2015	2016	2017
S.0602	Gems	28,725	30,455	15,689	28,471	50,338
S.0702	Apparel	36,582	35,057	34,618	32,068	38,270
S.0103	Tea in Bulk	14,743	15,841	14,836	13,622	16,749
S.0803	Processed Food	575	318	362	26,297	10,503
S.0701	Woven Fabrics	4,404	4,224	2,943	4,854	6,038
S.050199	Edible Fish	4,980	4,179	3,672	3,179	5,547
S.160104	Switches, Lamp Holders Boards & Panels	2,271	1,791	2,565	700	5,539
S.0802	Confectionary & Bakery Products	3	3	8	20	5,519
S.160199	Electrical & Electronic Products	6,472	9,061	6,093	5,393	5,217
S.0799	Textile Articles	2,846	3,583	3,581	3,546	4,368
S.160101	Electrical Transformers	5,671	3,477	6,299	4,984	4,335
S.0101	Tea Packets	2,991	3,191	2,815	3,080	3,590
S.050104	Lobsters	5,682	4,342	3,755	3,552	3,369
S.030301	Activated Carbon	985	3,219	1,677	2,630	2,425
S.0601	Diamonds	1,636	1,851	1,850	1,418	2,349
S.0102	Tea Bags	1,866	1,944	1,606	1,736	2,148
S.0603	Jewelry	2,113	1,771	1,498	2,792	2,117
S.160102	Telephone Sets, Audio/Video Equipment & Parts	27	187	886	1,088	1,581
S.0199	Tea	241	87	248	189	1,392
S.0703	Made-Up Textile Articles	80	300	177	325	1,314
S.0804	Rice & Cereals	876	3,222	2,240	1,706	1,314
S.050101	Frozen Fish	469	657	676	220	875
S.120399	Paper & Paper Products	30	35	40	20	645
S.1701	Footwear	578	553	653	696	559
	Others	6,242	8,555	8,027	7,487	4,992
	<b>Total :</b>	<b>131,774</b>	<b>139,779</b>	<b>118,028</b>	<b>152,451</b>	<b>183,592</b>

Source: Sri Lanka Customs

### SRI LANKA'S MAJOR EXPORT PRODUCTS TO HONG KONG - 2017



## 5. Sri Lanka's Major Import Products from Hong Kong (2013-2017)

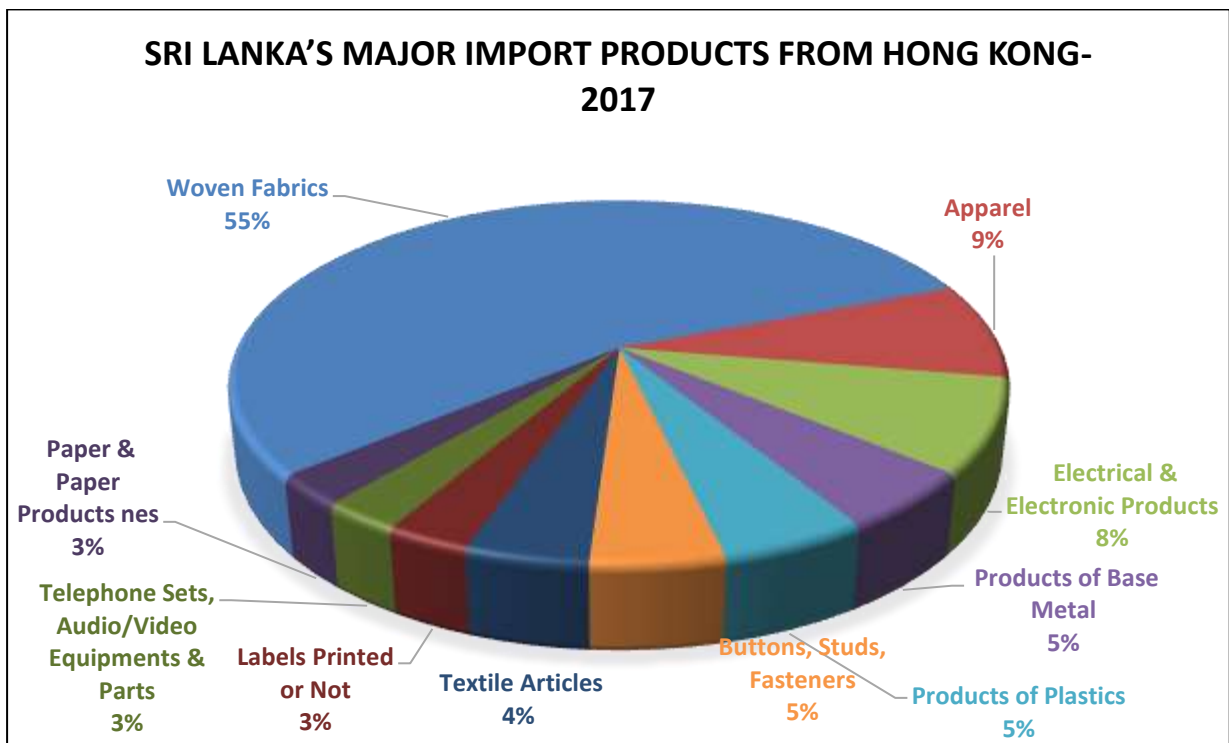
Value in US \$ Thousand

Code	Description	2013	2014	2015	2016	2017
S.0701	Woven Fabrics	183,881	171,633	172,915	234,836	215,536
S.0702	Apparel	27,597	20,041	24,060	35,327	33,384
S.160199	Electrical & Electronic Products	17,889	9,191	14,756	12,577	32,691
S.1599	Products of Base Metal	36,311	20,914	19,765	16,482	20,364
S.130204	Products of Plastics	13,737	15,420	14,412	17,368	20,227
S.1903	Buttons, Studs, Fasteners	19,174	19,062	14,126	18,530	18,315
S.0799	Textile Articles	15,676	15,752	12,715	17,325	16,974
S.120203	Labels Printed or Not	8,610	8,645	7,761	10,973	11,708
S.160102	Telephone Sets, Audio/Video Equipments & Parts	22,998	8,448	22,491	37,087	10,863
S.120399	Paper & Paper Products nes	11,535	11,511	7,948	10,551	10,675
S.130202	Gloves, Mitts & Mittens	10,585	10,616	12,472	8,306	5,797
S.160103	Printed Circuits	2,124	2,229	1,349	3,366	3,718
S.130199	Other Chemical Products	3,386	2,991	4,361	3,435	2,997
S.0601	Diamonds	414	163	861	1,593	2,895
S.130105	Paints, Varnishes and Dyeing Extracts	3,232	2,906	3,290	3,284	2,631
S.120302	Cartons, Boxes & Bags	1,197	1,454	1,401	1,854	1,978
S.160304	Metal Furniture & Seats	666	673	1,158	1,729	1,754
S.130203	Sacs & Bags of Plastics	5,024	4,747	3,729	2,754	1,597
S.160104	Switches, Lamp Holders Boards & Panels	835	559	322	955	1,595
S.160112	Automatic Data Processing Machines	1,700	1,120	913	1,457	1,557
S.160106	Electronic Circuits, Transistors, Valves, Cathode Tubes etc.	868	755	332	1,529	1,274
S.95	Products Unclassified	1,370	669	981	1,016	1,131



S.020302	Pneumatic & Retreated Rubber Tyres & Tubes	1,176	1,024	724	918	841
S.130107	Soap, Washing Preparations, Waxes, Candles etc.	246	214	886	1,599	754
	Others	34,030	18,749	32,850	18,423	14,232
	<b>Total :</b>	<b>429,833</b>	<b>351,106</b>	<b>380,057</b>	<b>466,185</b>	<b>438,994</b>

Source: Sri Lanka Customs



## 6. Sri Lanka's Leading Exporters to Hong Kong -2017

Company Details	Products Exported within this Period
Natural sapphires ceylon pvt ltd	Gems, Jewellery
Sri lankan catering ltd	Processed Food
Ellawala exports pvt ltd	Gems
Mas active trading pvt ltd	Apparel
R j v international pvt ltd	Apparel
Gem paradise	Gems
Heritage teas pvt ltd	Tea in Bulk, Tea Bags, Other Tea, Tea Packets, Tableware & Kitchenware
Noyon lanka pvt ltd	Woven Fabrics
Unilever lipton ceylon ltd	Tea in Bulk, Tea Packets, Tea Bags
C c s lanka pvt ltd	Switches, Lamp Holders Boards & Panels, Discharge Lamps
Amsafe bridport pvt ltd	Textile Articles, Made-Up Textile Articles
Hayleys free zone ltd	Confectionary & Bakery Products, Other Electrical & Electronic Products, Apparel
Okaya lanka pvt ltd	Electrical & Electronic Products, Products of Plastics, Products of Base Metal
Smarts shirts lanka ltd	Apparel
Brandix apparel ltd	Apparel
Etal group pvt ltd	Electrical Transformers
Mas intimates pvt ltd	Apparel
Eam maliban textiles pvt ltd	Apparel
Jacobi carbons lanka pvt ltd	Activated Carbon
Ferrero lanka pvt ltd	Confectionary & Bakery Products

Source: Sri Lanka Customs

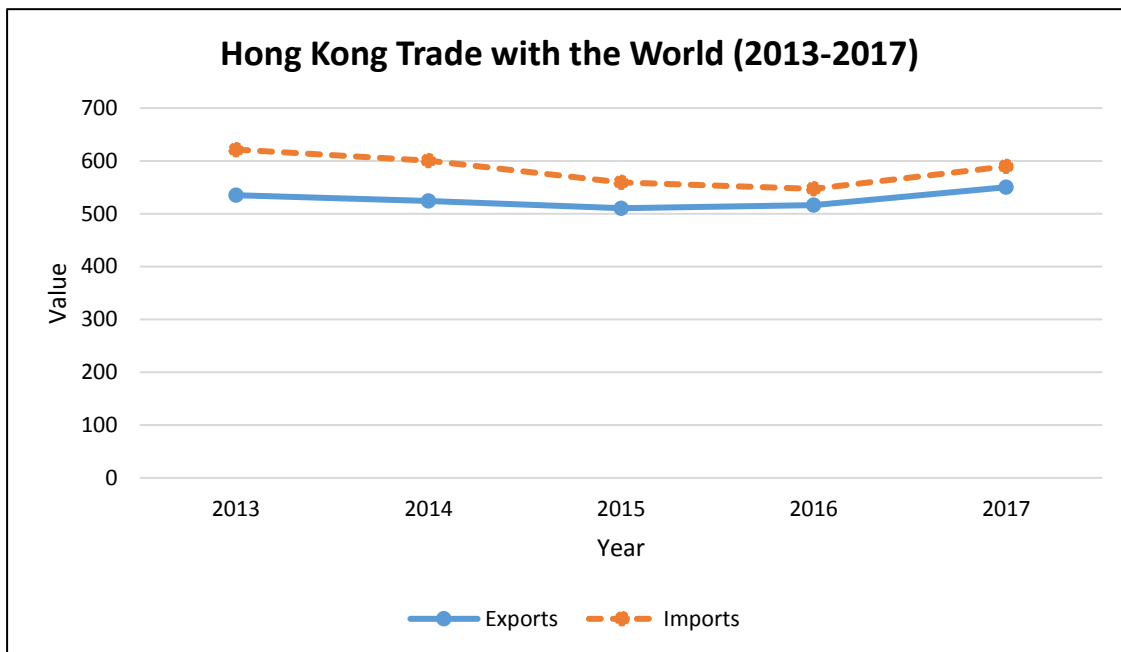
## 7. Potential Products to be exported from Sri Lanka

- Rubies, sapphires and emeralds
- Food preparations
- Mechanically made lace of man-made fibres in the piece, in strips or in motifs
- T-shirts, singlets and other vests of textile materials
- Brassieres of all types of textile materials
- Machines for the reception, conversion and transmission or regeneration of voice
- Activated carbon
- Women's or girls' trousers
- Knotted netting of twine, cordage, ropes or cables
- Women's or girls' briefs and panties of cotton
- Men's or boys' underpants and briefs of cotton
- Wheat or meslin flour
- Made-up articles of textile materials
- Fish fins and other edible fish offal
- Frozen tunas of the genus "Thunnus"
- Gloves, mittens and mitts
- Women's or girls' blouses, shirts of man-made fibres
- Embroidery of man-made fibres on a textile fabric base
- Green tea in immediate packings

## 8. Hong Kong Trade with the World (2013-2017)

Value in US \$ Billion

	2013	2014	2015	2016	2017
Exports	535.1	524	510.5	516.5	550.2
Imports	621.4	600.6	559.3	547.1	589.8



Source: Trade Map

## **9. Trade Agreements of Hong Kong**

### **FTAs in Force**

- Mainland and Hong Kong Closer Economic Partnership Agreement (CEPA)
- Hong Kong, China – New Zealand Closer Economic Partnership Agreement
- FTA between Hong Kong, China and the Member States of the European Free Trade Association
- FTA between Hong Kong, China and Chile
- Hong Kong and Macao Closer Economic Partnership Agreement (HK-Macao CEPA)

### **FTAs under negotiation**

- Hong Kong, China – Maldives FTA
- Hong Kong, China – Australia FTA

### **FTAs Signed**

- Hong Kong, China- ASEAN FTA
- Hong Kong, China- Georgia FTA