

**SRI LANKA EXPORT DEVELOPMENT BOARD**

*Market &  
Country  
brief on  
Italy*



PREPARED BY  
MARKET DEVELOPMENT  
DIVISION-EDB

**October, 2018**

# Contents

1. Italy in Brief
2. Trade between Sri Lanka and Italy
3. Bilateral Trade between Sri Lanka and Italy (2013-2017)
4. Sri Lanka's Major Export Products to Italy (2013-2017)
5. Sri Lanka's Major Import Products from Italy (2013-2017)
6. Sri Lanka's Leading Exporters to Italy -2017
7. Potential Exports to Italy from Sri Lanka
8. Italy Trade with the World (2013-2017)
9. Useful Addresses

# 1. Italy in Brief

## Geographical Location

Italy – Map



Italy - Flag



Italy is a country in Southern Europe that covers an area of 301,340 square kilometers and the 73<sup>rd</sup> largest country in the world. Italy is a peninsula extending into the central Mediterranean Sea and situated northeast of Tunisia. The capital of Italy is Rome. The country possess coal, mercury, zinc, potash, marble, barite, asbestos, pumice, fluorspar, feldspar, pyrite (sulfur), natural gas and crude oil reserves, fish and arable land as natural resources.

## Demography

Population : 62,137,802 (July 2017 est.)

Population growth rate : 0.19% (2017 est.)

## Economy

Italy's economy comprises a developed industrial north, dominated by private companies, and a less-developed, highly subsidized, agricultural south, with a legacy of unemployment and underdevelopment. The Italian economy is driven in large part by the manufacture of high-quality consumer goods produced by small and medium-sized enterprises, many of them family-owned. Italy is the third-largest economy in the euro zone, but its exceptionally high public debt and structural impediments to growth have rendered it vulnerable to scrutiny by financial markets. Italy's economy returned to modest growth in late 2014 for the first time since 2011. In 2015-16, Italy's economy grew at about 1% each year, and in 2017 growth accelerated to 1.5% of GDP. In 2017, overall unemployment was 11.4%, but youth unemployment remained high at 37.1%. GDP growth is projected to slow slightly in 2018.

**GDP - per capita (PPP)** : \$38,100 (2017 est.)  
\$37,800 (2016 est.)

## Exports

Amount: US \$ Bn 503 (2017)  
US \$ Bn 461 (2016)

Export commodities:

- Engineering products
- Textiles and clothing
- Production machinery
- Motor vehicles
- Transport equipment
- Chemicals
- Foodstuffs
- Beverages
- Tobacco
- Minerals
- Nonferrous metals

Export partners:

- Germany 12.5%
- France 10.3%
- US 9%
- Spain 5.2%
- UK 5.2%
- Switzerland 4.6%

**Imports**

Amount: US \$ Bn 451 (2017)  
US \$ Bn 405 (2016)

Import commodities:

- Engineering products
- Chemicals
- Transport equipment
- Energy products
- Minerals and nonferrous metals
- Textiles and clothing
- Food
- Beverages
- Tobacco

Import partners:

- Germany 16.3%
- France 8.8%
- China 7.1%
- Netherlands 5.6%
- Spain 5.3%
- Belgium 4.5%

*Source: CIA World Factbook, Trade Map*

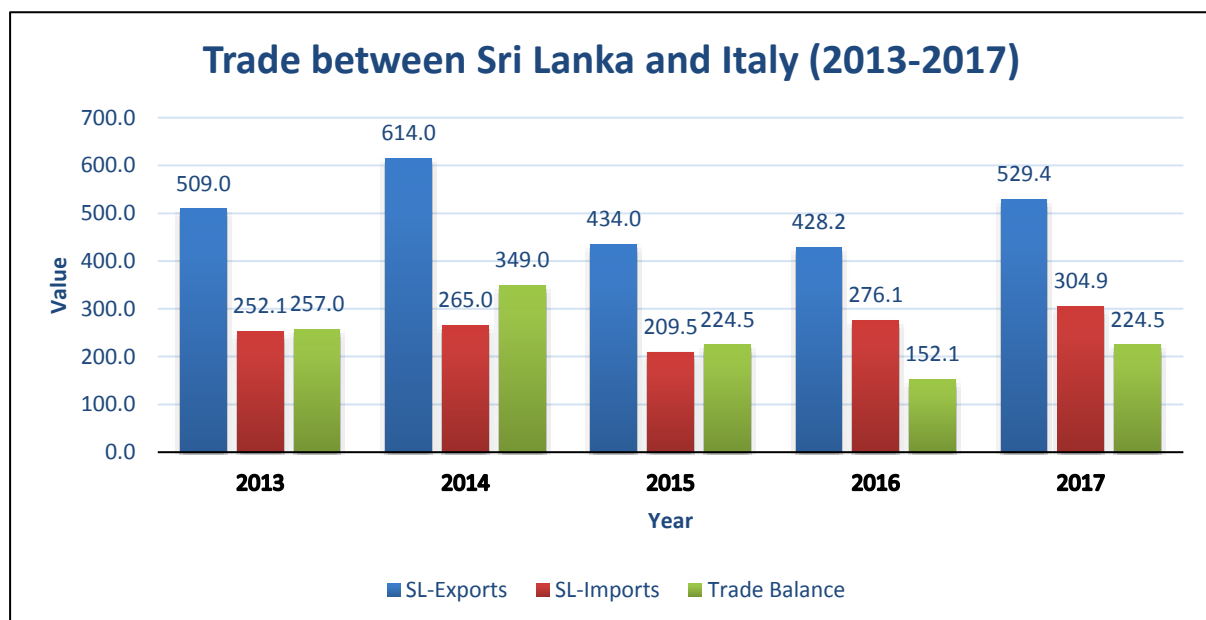
## 2. Trade between Sri Lanka & Italy

Italy is the 5<sup>th</sup> export destination for Sri Lanka. Total export value from Sri Lanka to Italy was US \$ 529.4 million in 2017 and total imports from Italy to Sri Lanka for the same period were US \$ 304.9 million. Sri Lanka's exports have slightly increased from US \$ 509.0 million to US \$ 529.4 million with reference to the 2013 & 2017.

## 3. Bilateral Trade between Sri Lanka and Italy (2013-2017)

| Year | SL-Exports | SL-Imports | Trade Balance |
|------|------------|------------|---------------|
| 2013 | 509.0      | 252.1      | 257.0         |
| 2014 | 614.0      | 265.0      | 349.0         |
| 2015 | 434.0      | 209.5      | 224.5         |
| 2016 | 428.2      | 276.1      | 152.1         |
| 2017 | 529.4      | 304.9      | 224.5         |

Value in US \$ Million



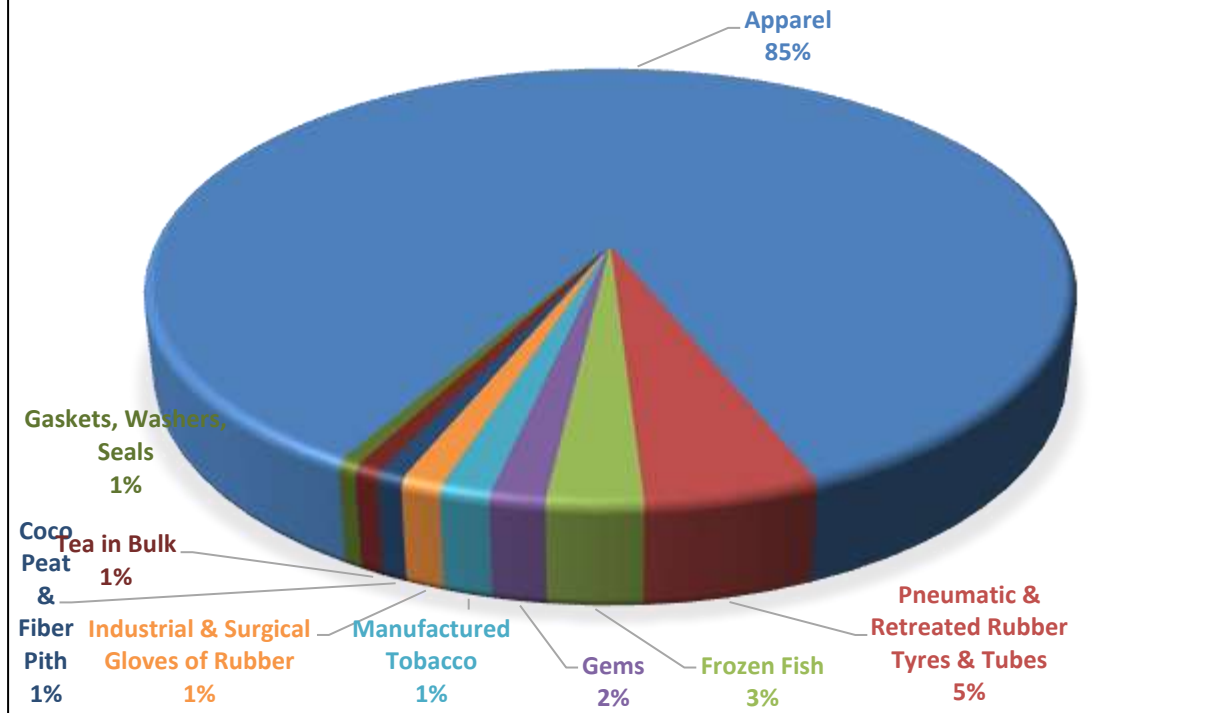
Source: Sri Lanka Customs

#### 4. Sri Lanka's Major Export Products to Italy (2013-2017)

Value in US \$Thousand

| Code     | Description                                 | 2013           | 2014           | 2015           | 2016           | 2017           |
|----------|---|----------------|----------------|----------------|----------------|----------------|
| S.0702   | Apparel                                     | 406,997        | 499,259        | 356,452        | 349,715        | 430,535        |
| S.020302 | Pneumatic & Retreated Rubber Tyres & Tubes  | 28,114         | 28,900         | 25,327         | 24,311         | 25,887         |
| S.050101 | Frozen Fish                                 | 17,130         | 22,595         | 4,117          | 5,447          | 14,216         |
| S.0602   | Gems  | 857            | 1,338          | 536            | 1,218          | 8,221          |
| S.0901   | Manufactured Tobacco                        | 8,756          | 10,089         | 8,723          | 8,798          | 7,532          |
| S.020303 | Industrial & Surgical Gloves of Rubber      | 8,453          | 9,118          | 6,141          | 6,092          | 6,099          |
| S.030205 | Coco Peat & Fiber Pith                      | 2,789          | 3,478          | 2,896          | 3,061          | 3,948          |
| S.0103   | Tea in Bulk                                 | 5,378          | 6,136          | 5,802          | 3,139          | 3,816          |
| S.020304 | Gaskets, Washers, Seals etc. of Hard Rubber | 2,045          | 3,792          | 2,993          | 2,338          | 2,982          |
| S.020104 | Crepe Rubber                                | 2,831          | 2,252          | 1,284          | 1,924          | 1,780          |
| S.0703   | Made-Up Textile Articles                    | 1,020          | 1,078          | 1,337          | 1,333          | 1,566          |
| S.140302 | Tableware & Kitchenware                     | 542            | 279            | 242            | 400            | 1,461          |
| S.050102 | Fish Fresh or Chilled                       | 2,659          | 2,459          | 379            | 612            | 1,361          |
| S.160202 | Bicycles Not Motorized                      | 42             | 262            | 77             | 732            | 1,349          |
| S.030301 | Activated Carbon                            | 4,209          | 3,452          | 2,982          | 2,190          | 1,253          |
| S.030106 | Coconut Cream                               |                | 19             |                | 36             | 1,206          |
| S.030107 | Liquid Coconut Milk                         | 6              | 134            | 119            | 1,104          | 1,110          |
| S.040102 | Cinnamon                                    | 837            | 896            | 697            | 944            | 982            |
| S.160303 | Toys Games & Sport Requisites               | 880            | 1,131          | 788            | 689            | 939            |
| S.0101   | Tea Packets                                 | 1,966          | 1,877          | 1,537          | 1,369          | 912            |
| S.140199 | Natural Sands                               | 507            | 448            | 295            | 606            | 877            |
| S.1599   | Products of Base Metal                      | 905            | 362            | 330            | 205            | 872            |
| S.140402 | Mineral Sands                               | 493            | 803            | 143            | 126            | 860            |
| S.030102 | Desiccated Coconut                          | 1,204          | 2,461          | 1,275          | 1,319          | 826            |
| S.1801   | Petroleum Oils                              |                |                |                | 65             | 652            |
|          | Others                                      | 10,393         | 11,362         | 9,508          | 10,463         | 8,127          |
|          | <b>Total :</b>                              | <b>509,017</b> | <b>613,981</b> | <b>433,978</b> | <b>428,236</b> | <b>529,368</b> |

### SRI LANKA'S MAJOR EXPORT PRODUCTS TO ITALY -2017



Source: Sri Lanka Customs

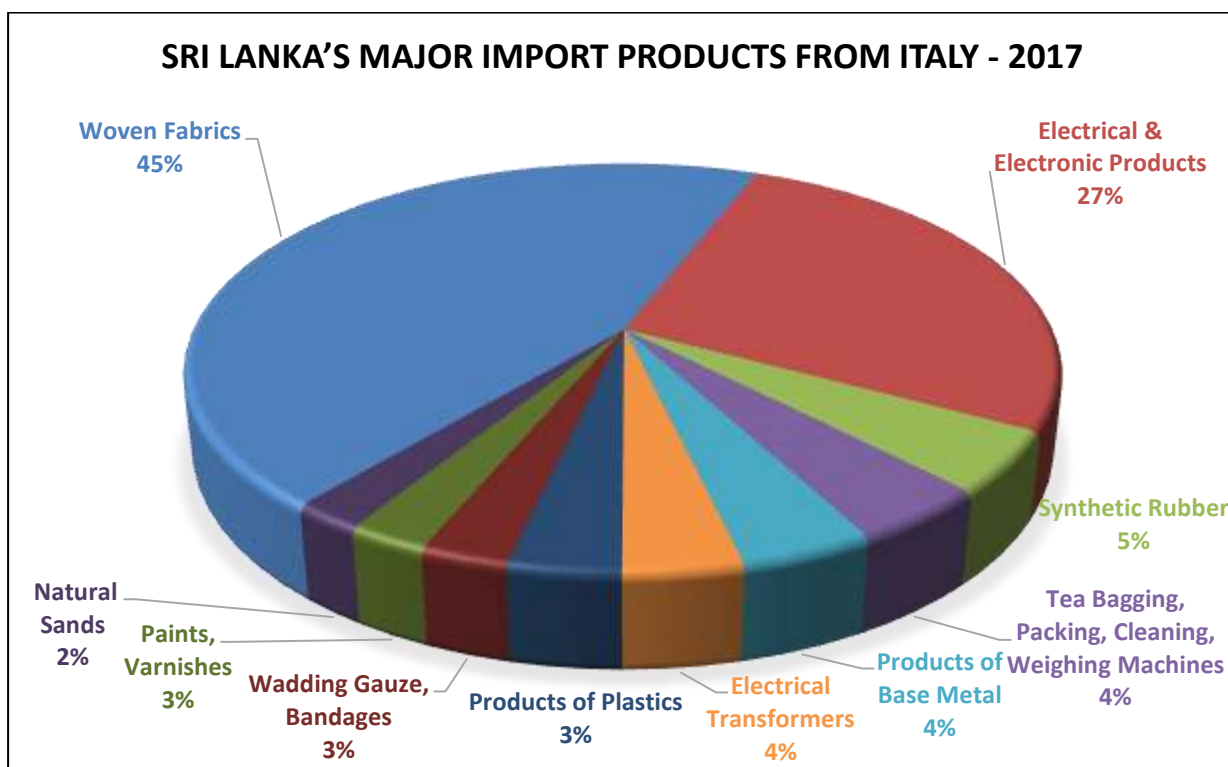
### 5. Sri Lanka's Major Import Products from Italy (2013-2017)

Value in US \$ Thousand

| Code     | Description   | 2013    | 2014    | 2015   | 2016    | 2017    |
|----------|---|---------|---------|--------|---------|---------|
| S.0701   | Woven Fabrics   | 112,307 | 110,830 | 72,975 | 102,744 | 105,477 |
| S.160199 | Electrical & Electronic Products                          | 50,486  | 55,614  | 38,022 | 59,313  | 63,410  |
| S.0202   | Synthetic Rubber  | 4,973   | 5,346   | 7,272  | 8,762   | 11,361  |
| S.160111 | Tea Bagging, Packing, Cleaning, Weighing Machines         | 4,517   | 13,361  | 7,233  | 8,581   | 10,480  |
| S.1599   | Products of Base Metal                                    | 6,489   | 6,342   | 6,280  | 7,977   | 9,889   |
| S.160101 | Electrical Transformers                                   | 1,340   | 1,480   | 850    | 2,385   | 8,777   |
| S.130204 | Products of Plastics                                      | 6,761   | 11,313  | 8,341  | 8,635   | 8,301   |
| S.130103 | Wadding Gauze, Bandages & Similar Pharmaceutical Articles | 4,568   | 6,001   | 5,819  | 6,454   | 6,528   |
| S.130105 | Paints, Varnishes and Dyeing Extracts                     | 6,001   | 5,821   | 5,456  | 8,421   | 5,950   |
| S.140199 | Natural Sands   | 3,773   | 2,228   | 2,303  | 3,416   | 5,229   |
| S.0902   | Unmanufactured Tobacco                                    | 2,709   | 3,696   | 4,350  | 2,508   | 5,049   |



|          |   |                |                |                |                |                |
|----------|---|----------------|----------------|----------------|----------------|----------------|
| S.0806   | Animal Feed                                   | 172            | 269            | 791            | 2,835          | 4,768          |
| S.0802   | Confectionary & Bakery Products               | 2,312          | 1,481          | 1,428          | 1,643          | 3,994          |
| S.120399 | Paper & Paper Products                        | 2,320          | 1,883          | 2,954          | 3,176          | 3,804          |
| S.160201 | Motor Vehicles & Parts                        | 1,002          | 424            | 561            | 251            | 3,337          |
| S.160110 | Refrigerators & Freezers                      | 2,023          | 1,740          | 2,178          | 2,143          | 2,989          |
| S.0702   | Apparel                                       | 123            | 987            | 494            | 2,232          | 2,973          |
| S.160108 | Boilers, Piston Engines, Pumps & Vacuum Pumps | 3,687          | 2,211          | 2,353          | 5,802          | 2,884          |
| S.160104 | Switches, Lamp Holders Boards & Panels        | 2,629          | 3,056          | 2,394          | 3,286          | 2,571          |
| S.130199 | Chemical Products                             | 1,971          | 2,049          | 2,015          | 2,373          | 2,360          |
| S.040399 | Fruits  | 877            | 1,231          | 2,803          | 2,859          | 2,178          |
| S.0799   | Textile Articles                              | 3,227          | 2,961          | 1,421          | 1,083          | 2,078          |
| S.95     | Products Unclassified                         | 367            | 677            | 948            | 1,405          | 1,843          |
| S.1501   | Structures of Iron & Aluminum                 | 585            | 295            | 231            | 518            | 1,660          |
|          | Others  | 22,711         | 20,243         | 26,655         | 22,572         | 22,492         |
|          | <b>Total :</b>                                | <b>252,059</b> | <b>264,968</b> | <b>209,507</b> | <b>276,113</b> | <b>304,867</b> |



Source: Sri Lanka Customs

## 6. Sri Lanka's Leading Exporters to Italy -2017

| Company Details                          | Products Exported within this Period  |
|--|---|
| Omega Line Ltd                           | Apparel, Made-Up Textile Articles, Other Textile Articles   |
| Alpha Apparels Ltd                       | Apparel   |
| Sirio Ltd                                | Apparel   |
| Benji Ltd                                | Apparel   |
| Smarts Shirts Lanka Ltd                  | Apparel   |
| Mas Active Trading Pvt Ltd               | Apparel   |
| Original Apparel Pvt Ltd                 | Apparel   |
| United Tobacco Processing Pvt Ltd        | Manufactured Tobacco, Unmanufactured Tobacco  |
| Ellawala Exports Pvt Ltd                 | Gems  |
| Camso Loadstar Pvt Ltd                   | Pneumatic & Retreated Rubber Tyres & Tubes, Gaskets, Washers, Seals etc. of Hard Rubber, Motor Vehicles & Parts |
| Trelleborg Lanka Pvt Ltd                 | Pneumatic & Retreated Rubber Tyres & Tubes, Gaskets, Washers, Seals etc. of Hard Rubber                         |
| Marangoni Industrial Tyres Lanka Pvt Ltd | Pneumatic & Retreated Rubber Tyres & Tubes  |
| Polytex Garments Ltd                     | Apparel   |
| Mas Intimates Pvt Ltd                    | Apparel   |
| Lihini Sea Foods Pvt Ltd                 | Frozen Fish, Fish Fresh or Chilled  |
| Trelleborg Wheel Systems Lanka Pvt Ltd   | Pneumatic & Retreated Rubber Tyres & Tubes, Motor Vehicles & Parts  |
| John Sea Foods Pvt Ltd                   | Frozen Fish, Fish Fresh or Chilled  |
| Emjay International Pvt Ltd              | Apparel   |
| Ceylon Tea Plantation Exports Pvt Ltd    | Tea in Bulk, Green Tea, Tea Packets   |
| Blue Line Ocean Pvt Ltd                  | Frozen Fish   |

Source: Sri Lanka Customs

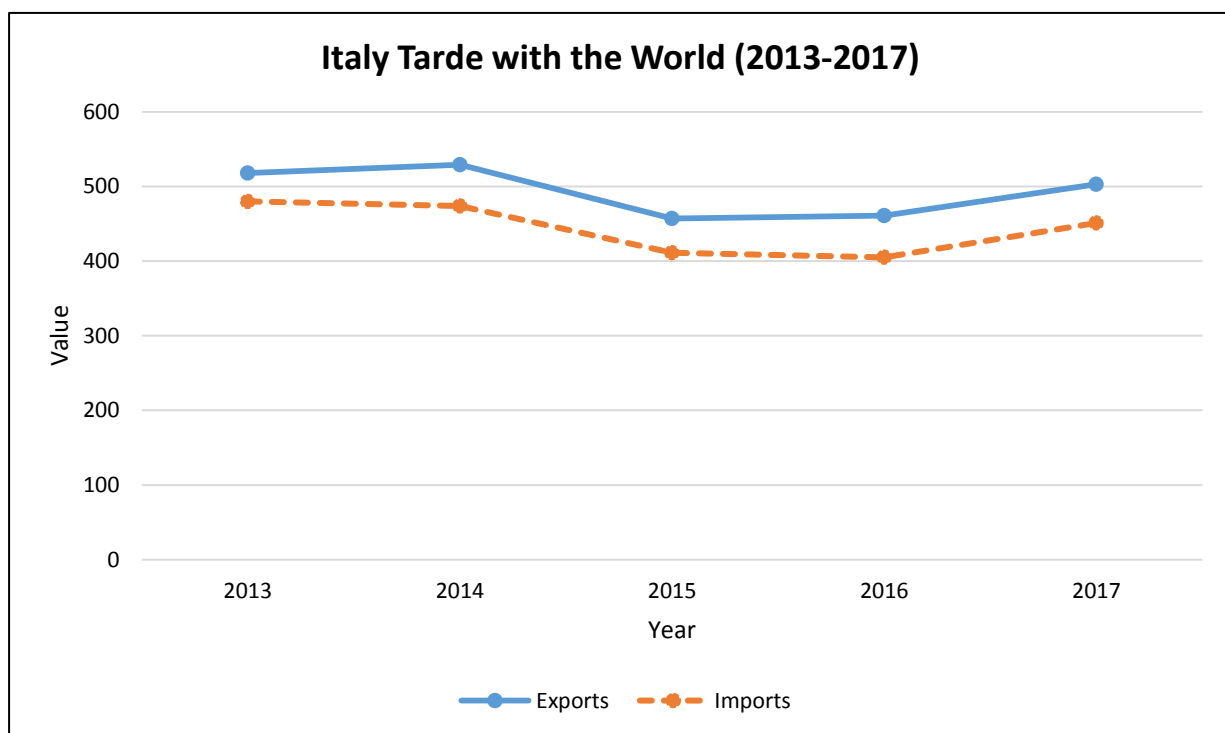
## 7. Potential Products to be exported from Sri Lanka

- Women's or girls' singlets and other vests, briefs, panties
- Women's or girls' slips and petticoats of textile materials
- Women's or girls' nightdresses and pyjamas of man-made fibres
- Rubies, sapphires and emeralds
- Garments
- Women's or girls' blouses, shirts and shirt-blouses of man-made fibres
- Nuts and other seeds
- Men's or boys' underpants and briefs of man-made fibres
- Special garments for professional, sporting or other purposes
- Babies' garments and clothing accessories of cotton
- Tableware and kitchenware
- Bicycles and other cycles (delivery tricycles)
- Sails for boats, sailboards or landcraft
- Men's or boys' swimwear
- Granite
- Zirconium ores and concentrates
- Articles of iron or steel
- Clasps, frames with clasps without locks, buckles and buckle-clasps
- Articles of stone or other mineral substances
- Women's or girls' skirts and divided skirts of textile materials

## 8. Italy Trade with the World (2013-2017)

|                | 2013 | 2014 | 2015 | 2016 | 2017 |
|----------------|------|------|------|------|------|
| <b>Exports</b> | 518  | 529  | 457  | 461  | 503  |
| <b>Imports</b> | 480  | 474  | 411  | 405  | 451  |

Value in US \$ Billion



Source: Trade Map

## 9. Useful Addresses

### Italian Embassy in Colombo, Sri Lanka

55, Jawatta Road

Colombo 5

Sri Lanka

TP :(+94) 11 258 83 88

(+94) 11 255 93 34 /5

Fax :(+94) 11 259 63 44

Email: [ambasciata.colombo@esteri.it](mailto:ambasciata.colombo@esteri.it)

[amb.colombo@cert.esteri.it](mailto:amb.colombo@cert.esteri.it)

Website: [www.ambcolombo.esteri.it](http://www.ambcolombo.esteri.it)

### Sri Lankan Embassy in Rome, Italy

via Adige, 2

00198 Rome

Italy

TP :(+39) 06 8840 801

(+39) 06 8554 560

Fax :(+39) 06 8424 1670

Email: [embassy@srilankaembassyrome.org](mailto:embassy@srilankaembassyrome.org)

Website: [www.srilankaembassyrome.org](http://www.srilankaembassyrome.org)

Source: <https://www.embassypages.com/>