

**SRI LANKA EXPORT DEVELOPMENT BOARD**

*Market &  
Country  
brief on  
Kenya*



**PREPARED BY  
MARKET DEVELOPMENT  
DIVISION-EDB**

**October, 2018**

## **Contents**

1. Kenya in Brief
2. Trade between Sri Lanka and Kenya
3. Bilateral Trade between Sri Lanka and Kenya (2013-2017)
4. Sri Lanka's Major Export Products to Kenya (2013-2017)
5. Sri Lanka's Major Import Products from Kenya (2013-2017)
6. Sri Lanka's Leading Exporters to Kenya -2017
7. Potential Exports to Kenya from Sri Lanka
8. Kenya Trade with the World (2013-2017)
9. Trade Agreements of Kenya
10. Useful Addresses

# 1. Kenya in Brief

## Geographical Location

Kenya – Map



Kenya - Flag



Kenya is a country in Eastern Africa that covers an area of 580,367 square kilometers and the 50<sup>th</sup> largest country in the world. Kenya is bordered by the Indian Ocean and situated between Somalia and Tanzania. The capital of Kenya is Nairobi. The country possess limestone, soda ash, salt, gemstones, fluorspar, zinc, diatomite, gypsum, wildlife and hydropower as natural resources.

## Demography

Population : 47,615,739 (July 2017 est.)

Population growth rate : 1.69% (2017 est.)

## Economy

Kenya is the economic, financial, and transport hub of East Africa. Kenya's real GDP growth has averaged over 5% for the last decade. Since 2014, Kenya has been ranked as a lower middle income country. Agriculture remains the backbone of the Kenyan economy, contributing one-third of GDP. About 75% of Kenya's population of roughly 48.5 million work at least part-time in the agricultural sector, including livestock and pastoral activities. Over 75% of agricultural output is from small-scale, rain-fed farming or livestock production. Tourism also holds a significant place in Kenya's economy. The economy, however, is well placed to resume its decade-long 5%-6% growth rate. While fiscal deficits continue to pose risks in the medium term, other economic indicators, including foreign exchange reserves, interest rates, current account deficits, remittances and FDI are positive. President Kenyatta has pledged to make economic growth and development, focusing on his "Big Four" initiatives of universal healthcare, food security, affordable housing, and expansion of manufacturing.

**GDP - per capita (PPP)** : \$3,500 (2017 est.)  
\$3,400 (2016 est.)

## Exports

Amount: US \$ Mn 5,747 (2017)  
US \$ Mn 5,697 (2016)

Export commodities:

- Tea
- Horticultural products
- Coffee
- Petroleum products
- Fish
- Cement
- Apparel

Export partners:

- Uganda 10.8%
- Pakistan 10.6%
- US 8.1%
- Netherlands 7.3%
- UK 6.4%
- Tanzania 4.8%
- UAE 4.4%

## **Imports**

Amount: US \$ Mn 16,690 (2017)  
US \$ Mn 14,113 (2016)

### Import commodities:

- Machinery and transportation equipment
- Oil
- Petroleum products
- Motor vehicles
- Iron and steel
- Resins and plastics

### Import partners:

- China 22.5%
- India 9.9%
- UAE 8.7%
- Saudi Arabia 5.1%
- Japan 4.5%

*Source: CIA World Factbook, Trade Map*

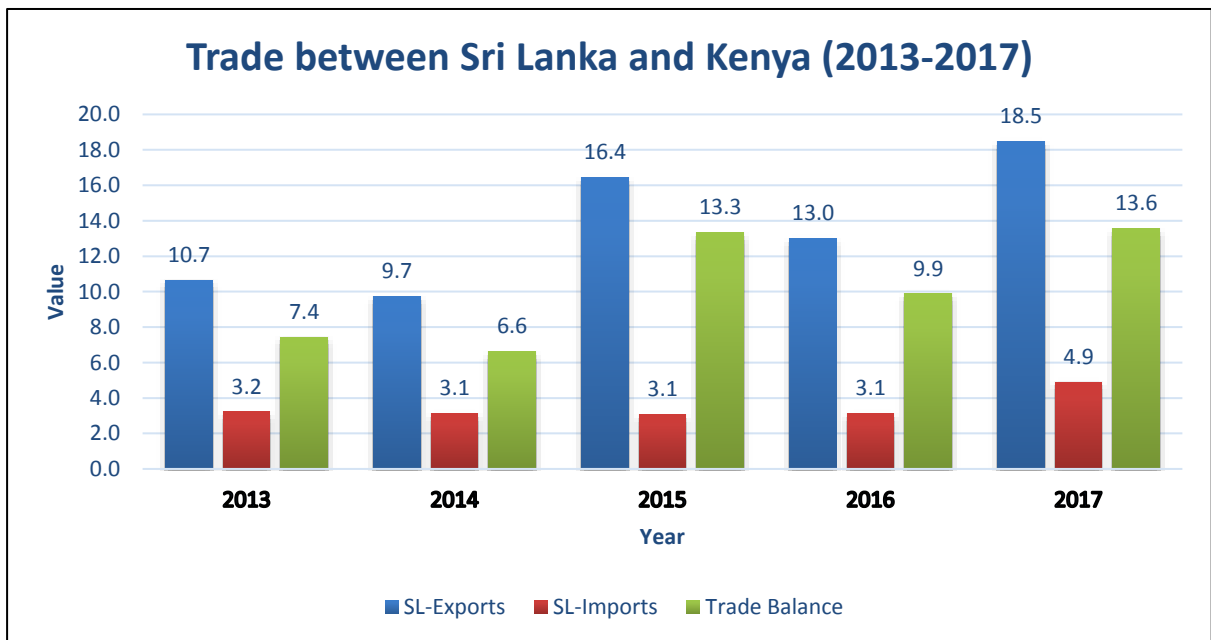
## **2. Trade between Sri Lanka & Kenya**

Kenya is the 59<sup>th</sup> export destination for Sri Lanka. Total export value from Sri Lanka to Kenya was US \$ 18.5 million in 2017 and total imports from Kenya to Sri Lanka for the same period were US \$ 4.9 million. Sri Lanka's exports have increased from US \$ 10.7million to US \$ 18.5 million with reference to the 2013 & 2017.

### 3. Bilateral Trade between Sri Lanka and Kenya (2013-2017)

Value in US \$ Million

Year	SL-Exports	SL-Imports	Trade Balance
2013	10.7	3.2	7.4
2014	9.7	3.1	6.6
2015	16.4	3.1	13.3
2016	13.0	3.1	9.9
2017	18.5	4.9	13.6



Source: Sri Lanka Customs

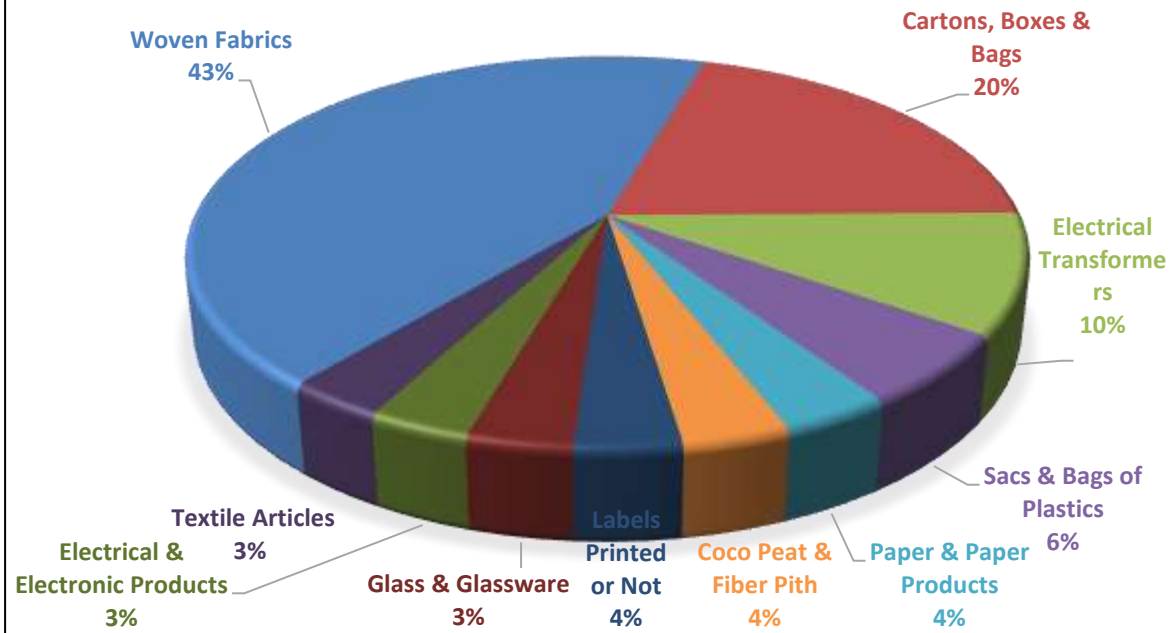
#### 4. Sri Lanka's Major Export Products to Kenya (2013-2017)

Value in US \$ Thousand

Code	Description	2013	2014	2015	2016	2017
S.0701	Woven Fabrics	665	997	1,136	1,363	6,775
S.120302	Cartons, Boxes & Bags	2,488	3,169	3,507	4,058	3,169
S.160101	Electrical Transformers	151		4,023	402	1,547
S.130203	Sacs & Bags of Plastics	1	...	246	776	908
S.120399	Paper & Paper Products	2	1		174	561
S.030205	Coco Peat & Fiber Pith	299	349	367	295	547
S.120203	Labels Printed or Not	259	253	282	222	545
S.140401	Glass & Glassware	...	59	135	...	541
S.160199	Electrical & Electronic Products	79	246	14	475	522
S.0799	Textile Articles	40	4	35	65	504
S.020104	Crepe Rubber	453	422	232	264	261
S.020302	Pneumatic & Retreated Rubber Tyres & Tubes	482	683	563	642	230
S.030301	Activated Carbon	102	90	66	59	223
S.130204	Products of Plastics	102	168	103	528	189
S.020301	Rubber Plates, Sheets Rods of Vulcanized or Unhardened Rubber	305	398	156	205	187
S.160105	Discharge Lamps	270	45	107	51	175
S.1599	Products of Base Metal	...	57	400	138	159
S.0702	Apparel	3	...	23	55	155
S.1501	Structures of Iron & Aluminum		3	405	1,185	153
S.0101	Tea Packets	403	225	227	325	115
S.160201	Motor Vehicles & Parts	328	1	1	1	108
S.140201	Worked Monumental Stones					107
S.1801	Petroleum Oils					93
S.160104	Switches, Lamp Holders Boards & Panels			17	52	70
S.040106	Essential Oils					69
	Others	4,218	2,575	4,379	1,679	551
	<b>Total :</b>	<b>10,651</b>	<b>9,745</b>	<b>16,424</b>	<b>13,015</b>	<b>18,464</b>

Source: Sri Lanka Customs

### SRI LANKA'S MAJOR EXPORT PRODUCTS TO KENYA -2017

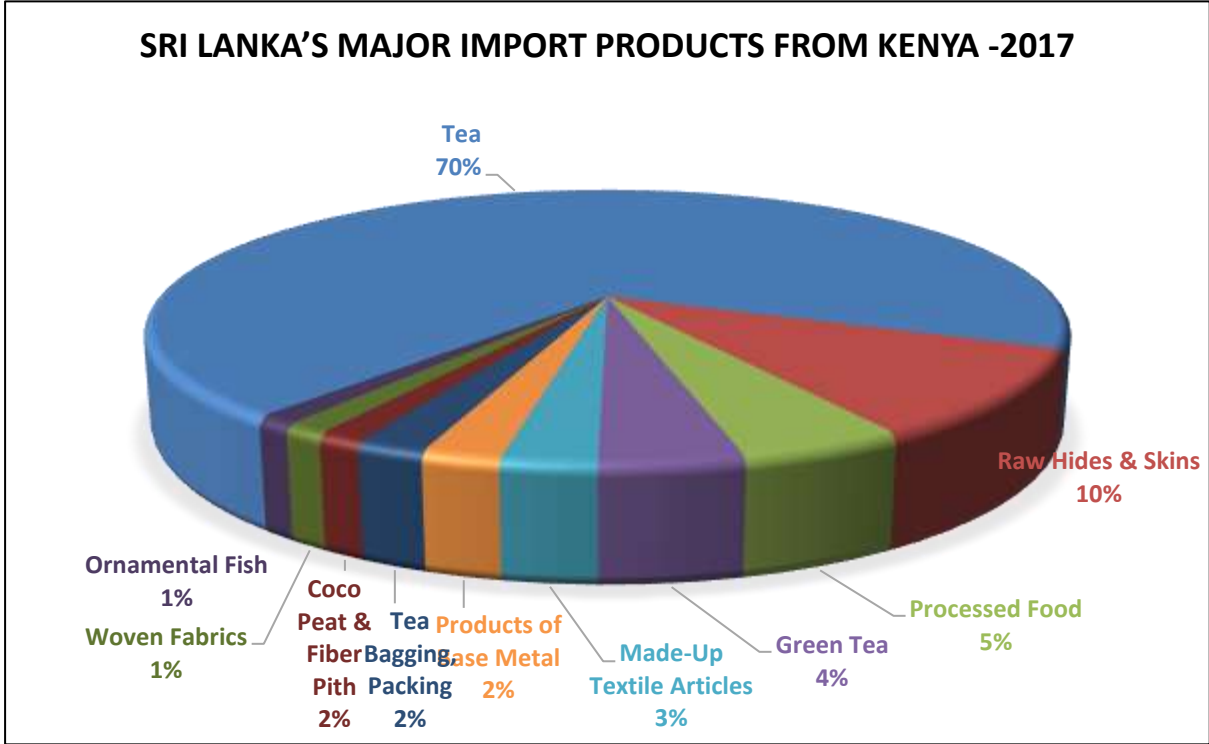




## 5. Sri Lanka's Major Import Products from Kenya (2013-2017)

Value in US \$ Thousand

Code	Description	2013	2014	2015	2016	2017
S.0199	Tea	1,476	1,471	2,190	2,089	3,302
S.1001	Raw Hides & Skins				250	486
S.0803	Processed Food	...	...		190	228
S.0105	Green Tea		186	179	79	197
S.0703	Made-Up Textile Articles		3	154	...	131
S.1599	Products of Base Metal	98	9	4	8	108
S.160111	Tea Bagging, Packing			109	16	96
S.030205	Coco Peat & Fiber Pith		30	64	57	64
S.0701	Woven Fabrics	96	9	35	25	60
S.0502	Ornamental Fish	23	36	40	8	54
S.160199	Electrical & Electronic Products	21	12	3	38	32
S.120399	Paper & Paper Products nes	1		34	4	32
S.95	Products Unclassified	27	4	46	1	30
S.040402	Foliage	1	2	6	21	20
S.130102	Organic Chemicals				...	16
S.0799	Textile Articles	...	20	...		12
S.130199	Chemical Products			5	15	8
S.0702	Apparel		...	...	59	7
S.020304	Gaskets, Washers, Seals etc. of Hard Rubber				6	3
S.130204	Products of Plastics	1	1	...	1	2
S.160201	Motor Vehicles & Parts		5		2	2
S.160108	Boilers, Piston Engines, Pumps & Vacuum Pumps		...		13	2
S.130107	Soap, Washing Preparations, Waxes, Candles etc.					2
S.1503	Nails, Screws, Bolts & Nuts of Metal	...	3	2		1
S.130201	Starches, Glues, Enzymes					1
	Others	1,472	1,341	204	262	5
	<b>Total :</b>	<b>3,215</b>	<b>3,131</b>	<b>3,076</b>	<b>3,144</b>	<b>4,900</b>



Source: Sri Lanka Customs

## 6. Sri Lanka's Leading Exporters to Kenya -2017

Company Details	Products Exported within this Period
Textured Jersey Lanka Plc	Woven Fabrics
Printcare Universal Pvt Ltd	Cartons, Boxes & Bags, Labels Printed or Not
L T L Transformers Pvt Ltd	Electrical Transformers
American & Efird Lanka Pvt Ltd	Woven Fabrics, Other Textile Articles
Packages Lanka Pvt Ltd	Sacs & Bags of Plastics
L & C Packaging Industries Pvt Ltd	Cartons, Boxes & Bags
Piramal Glass Ceylon Plc	Glass & Glassware
St Regis International Pvt Ltd	Cartons, Boxes & Bags
Avery Dennison Lanka Pvt Ltd	Textile Articles, Paper & Paper Products
J F & I Packaging Pvt Ltd	Offset packaging/flexible packaging and printed corrugated packaging
Helix Engineering Pvt Ltd	Electrical & Electronic Products, Switches, Lamp Holders Boards & Panels
St. Theresa Industries Pvt Ltd	Structures of Iron & Aluminum, Nails, Screws, Bolts & Nuts of Metal, Refined Copper & Lead Alloys
Sierra Cables Plc	Insulated Wires and Cables
Nithya Paper & Boards Lanka Pvt Ltd	Paper & Paper Products
Elgi Rubber Co Ltd	Rubber Plates, Sheets Rods of Vulcanized or Unhardened Rubber
Haycarb Plc	Activated Carbon
Korean Spa Packaging Pvt Ltd	Cartons, Boxes & Bags, Sacs & Bags of Plastics
Elsteel Pvt Ltd	Discharge Lamps
Hardy Export Co Pvt Ltd	Coco Peat & Fiber Pith

Source: Sri Lanka Customs

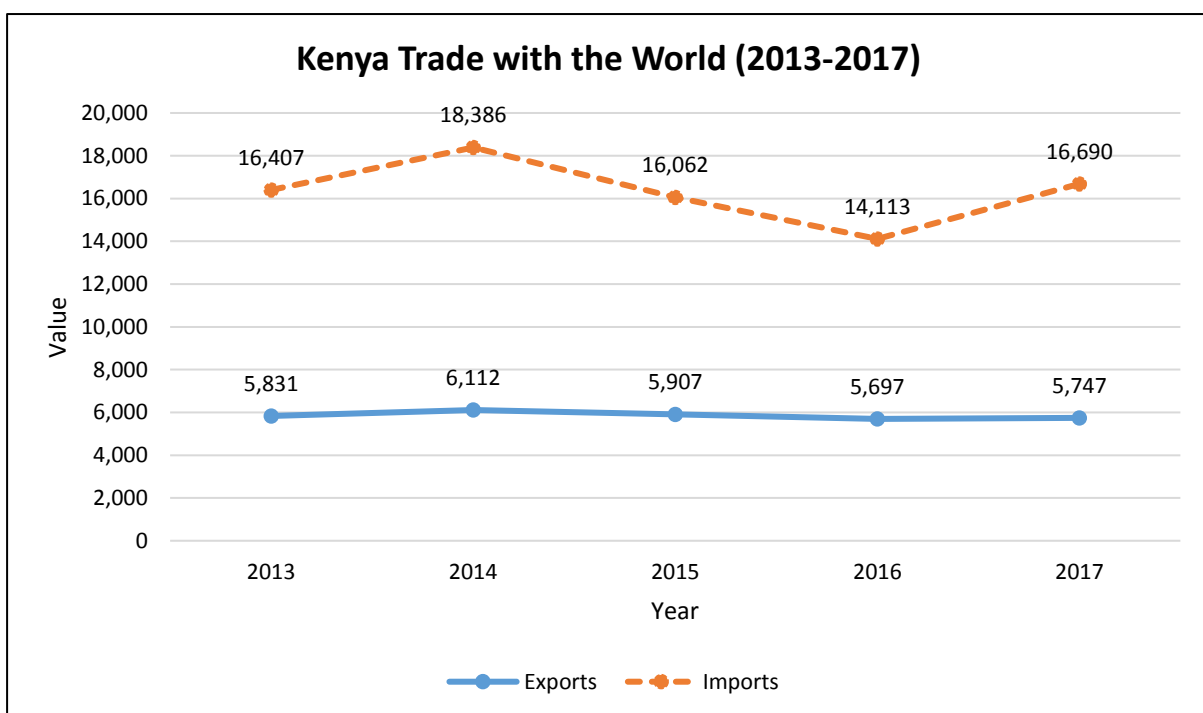
## **7. Potential Products to be exported from Sri Lanka**

- Cartons, boxes and cases, of corrugated paper or paperboard
- Liquid dielectric transformers
- Sacks and bags (paper, paperboard)
- Sacks and bags (plastics)
- Paper or paperboard labels of all kinds(printed)
- Sewing thread of synthetic filaments
- Machinery for the industrial preparation or manufacture of food or drink
- Activated carbon
- Machinery for filling, closing, sealing or labelling bottles, cans, boxes, bags
- Flexible tubes, pipes and hoses, of plastics
- Solid or cushion tyres
- Black fermented tea and partly fermented tea
- Men's or boys' shirts of textile materials
- Printing ink
- Floor coverings and mats, of vulcanized rubber

## 8. Kenya Trade with the World (2013-2017)

Value in US \$ Million

	2013	2014	2015	2016	2017
<b>Exports</b>	5,831	6,112	5,907	5,697	5,747
<b>Imports</b>	16,407	18,386	16,062	14,113	16,690



Source: Trade Map

## 9. Trade Agreements of Kenya

- Common Market For Eastern And Southern Africa (COMESA)
- Bilateral Trade Agreements with,
  - Argentina
  - Bangladesh
  - Bulgaria
  - China
  - Comoros
  - Congo(DRC)
  - Djibouti
  - Egypt
  - Hungary
  - India
  - Iraq
  - Lesotho
  - Liberia
  - Netherlands
  - Nigeria
  - Pakistan
  - Poland
  - Romania
  - Russia
  - Rwanda
  - Somalia
  - Swaziland
  - Tanzania
  - Thailand
  - Zambia
  - Zimbabwe

## 10. Useful Addresses

### **Sri Lankan High Commission in Nairobi, Kenya**

L. R. No. 1/1102, Lenana Road

Kilimani

P.O. Box 48415

Nairobi

Kenya

TP :(+254) 20 387 2627

Fax :(+254) 20 387 2141

Email: [slhckenya@africaonline.co.ke](mailto:slhckenya@africaonline.co.ke)

*Source: <https://www.embassypages.com/>*