

**SRI LANKA EXPORT DEVELOPMENT BOARD**

*Market &  
Country  
brief on  
Myanmar  
(Burma)*



PREPARED BY  
MARKET DEVELOPMENT  
DIVISION-EDB  
**October, 2018**

## **Contents**

1. Myanmar in Brief
2. Trade between Sri Lanka and Myanmar
3. Bilateral Trade between Sri Lanka and Myanmar (2013-2017)
4. Sri Lanka's Major Export Products to Myanmar (2013-2017)
5. Sri Lanka's Major Import Products from Myanmar (2013-2017)
6. Sri Lanka's Leading Exporters to Myanmar -2017
7. Potential Exports to Myanmar from Sri Lanka
8. Myanmar Trade with the World (2013-2017)
9. Trade Agreements of Myanmar
10. Useful Addresses

# 1. Myanmar in Brief

## Geographical Location

Myanmar – Map



Myanmar - Flag



Myanmar is a country in Southeastern Asia that covers an area of 676,578 square kilometers and the 41<sup>st</sup> largest country in the world. Myanmar is bordered by the Andaman Sea and the Bay of Bengal, between Bangladesh and Thailand. The capital of Myanmar is Rangoon. The country possess petroleum, timber, tin, antimony, zinc, copper, tungsten, lead, coal, marble, limestone, precious stones, natural gas, hydropower and arable land as natural resources.

## Demography

Population : 55,123,814 (July 2017 est.)

Population growth rate : 0.91% (2017 est.)

## Economy

Burma's economic growth rate recovered from a low growth under 6% in 2011 but has been volatile between 6% and 7.2% during the past few years. Burma's abundant natural resources and young labor force have the potential to attract foreign investment in the energy, garment, information technology, and food and beverage sectors. The government is focusing on accelerating agricultural productivity and land reforms, modernizing and opening the financial sector, and developing transportation and electricity infrastructure. The government has also taken steps to improve transparency in the mining and oil sectors through publication of reports under the Extractive Industries Transparency Initiative (EITI) in 2016 and 2018.

**GDP - per capita (PPP)** : \$6,200 (2017 est.)  
\$5,900 (2016 est.)

## Exports

Amount: US \$ 13.9 billion (2017)  
US \$ 11.6 billion (2016)

Export commodities:

- Natural gas
- Wood products
- Pulses and beans
- Fish
- Rice
- Clothing
- Minerals (jade and gems)

Export partners:

- China 36.5%
- Thailand 21.8%
- Japan 6.6%
- Singapore 6.4%
- India 5.9%

## Imports

Amount: US \$ 19.2 billion (2017)  
US \$ 15.7 billion (2016)

### Import commodities:

- Fabric
- Petroleum products
- Fertilizer
- Plastics
- Machinery
- Transport equipment
- Cement
- Construction materials
- Food products
- Edible oil

### Import partners:

- China 31.4%
- Singapore 15%
- Thailand 11.1%
- Saudi Arabia 7.5%
- Malaysia 6.2%
- Japan 6%
- India 5.5%
- Indonesia 4.5%

*Source: CIA World Factbook, Trade Map*

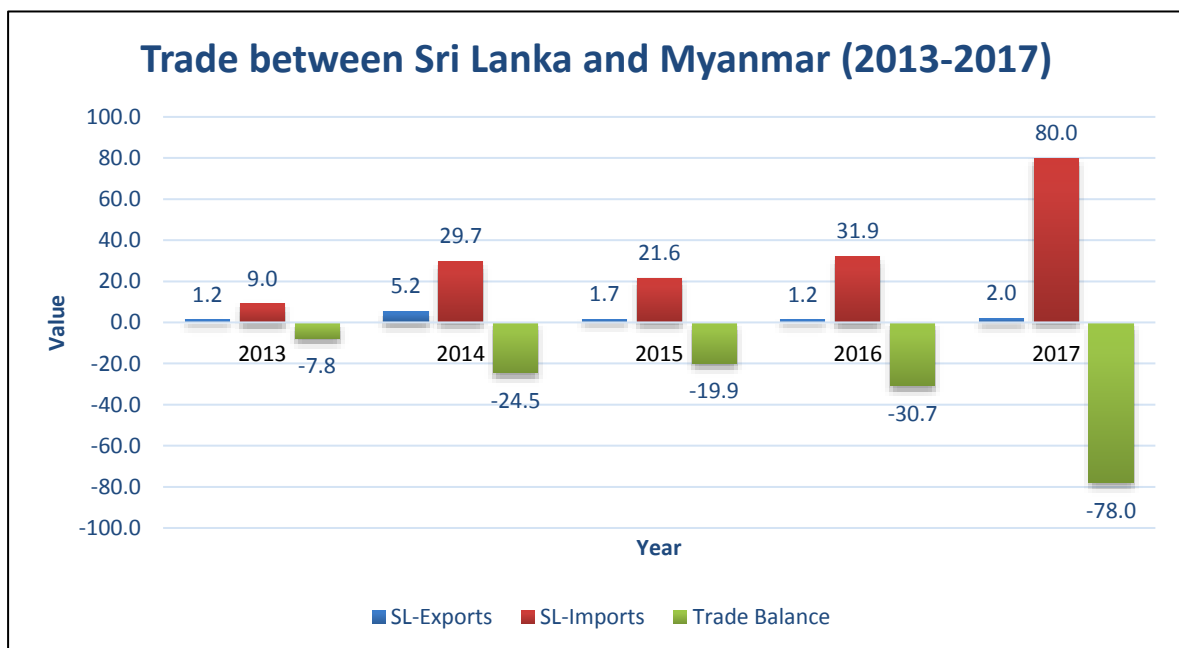
## 2. Trade between Sri Lanka & Myanmar

Myanmar is the 109<sup>th</sup> export destination for Sri Lanka. Total export value from Sri Lanka to Myanmar was US \$ 2.0 million in 2017 and total imports from Myanmar to Sri Lanka for the same period were US \$ 80.0 million. Sri Lanka's exports have increased from US \$ 1.2 million to US \$ 2.0 million with reference to the 2013 & 2017.

### 3. Bilateral Trade between Sri Lanka and Myanmar (2013-2017)

Value in US \$ Million

Year	SL-Exports	SL-Imports	Trade Balance
2013	1.2	9.0	-7.8
2014	5.2	29.7	-24.5
2015	1.7	21.6	-19.9
2016	1.2	31.9	-30.7
2017	2.0	80.0	-78.0



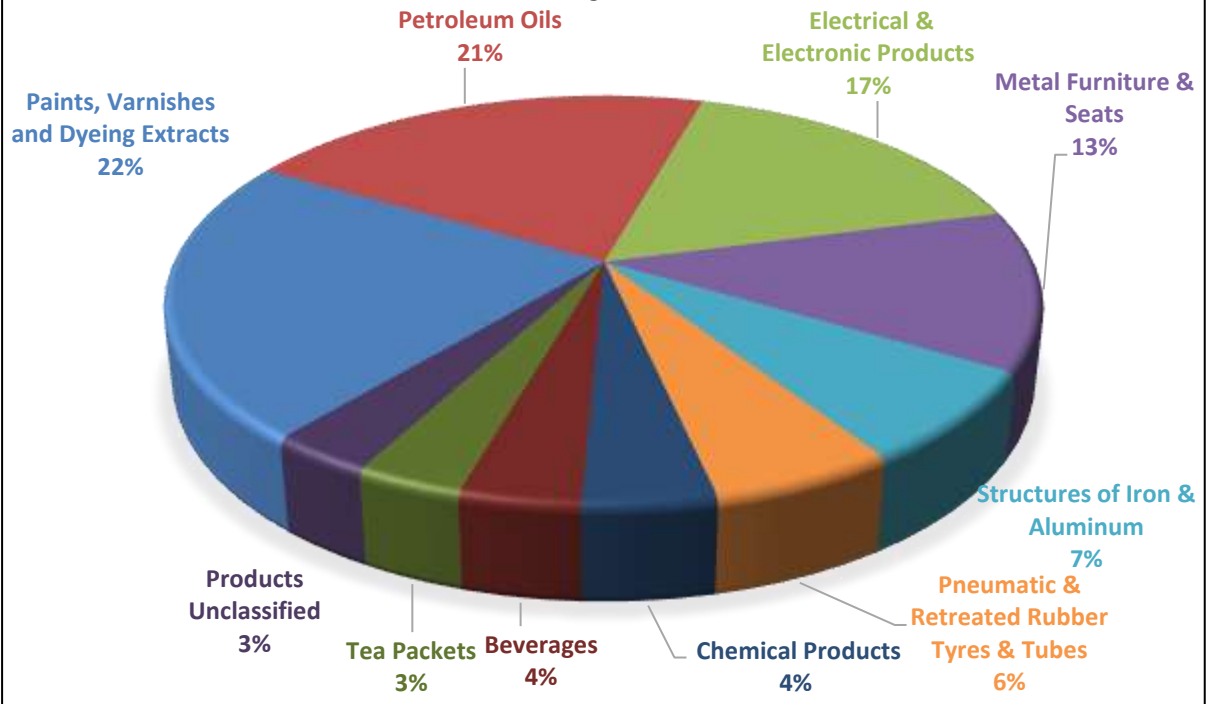
Source: Sri Lanka Customs

#### 4. Sri Lanka's Major Export Products to Myanmar (2013-2017)

Value in US \$ Thousand

Code	Description	2013	2014	2015	2016	2017
S.130105	Paints, Varnishes and Dyeing Extracts	109	...	52	331	371
S.1801	Petroleum Oils					347
S.160199	Electrical & Electronic Products	...	23	183	59	274
S.160304	Metal Furniture & Seats		...	16	7	209
S.1501	Structures of Iron & Aluminum					121
S.020302	Pneumatic & Retreated Rubber Tyres & Tubes		236	299	126	96
S.130199	Chemical Products	...		18	14	69
S.0805	Beverages			17	...	63
S.0101	Tea Packets	21	35	17	122	56
S.95	Products Unclassified	...	82	214	11	54
S.130106	Perfumes, Cosmetics, Shampoos & Makeup Preparations	6	5	3		50
S.040104	Nutmeg & Mace	158	58		120	45
S.160107	Insulated Wires and Cables			5	76	28
S.120203	Labels Printed or Not					27
S.130201	Starches, Glues, Enzymes	...			...	26
S.160111	Tea Bagging, Packing, Cleaning, Weighing Machines				43	25
S.140302	Tableware & Kitchenware		31	12	14	25
S.130102	Organic Chemicals	10	7	8	12	17
S.120302	Cartons, Boxes & Bags	2	...	...	9	14
S.130204	Products of Plastics		...	42	7	12
S.160104	Switches, Lamp Holders Boards & Panels	31	317	11	28	12
S.030101	Coconut Oil				3	12
S.1599	Products of Base Metal	...	1	42	5	10
S.0803	Processed Food	274	913	456	11	8
S.160108	Boilers, Piston Engines, Pumps & Vacuum Pumps	14				6
	Others	573	3,529	265	192	23
	<b>Total :</b>	<b>1,197</b>	<b>5,239</b>	<b>1,660</b>	<b>1,188</b>	<b>2,000</b>

### SRI LANKA'S MAJOR EXPORT PRODUCTS TO MYANMAR - 2017



Source: Sri Lanka Customs

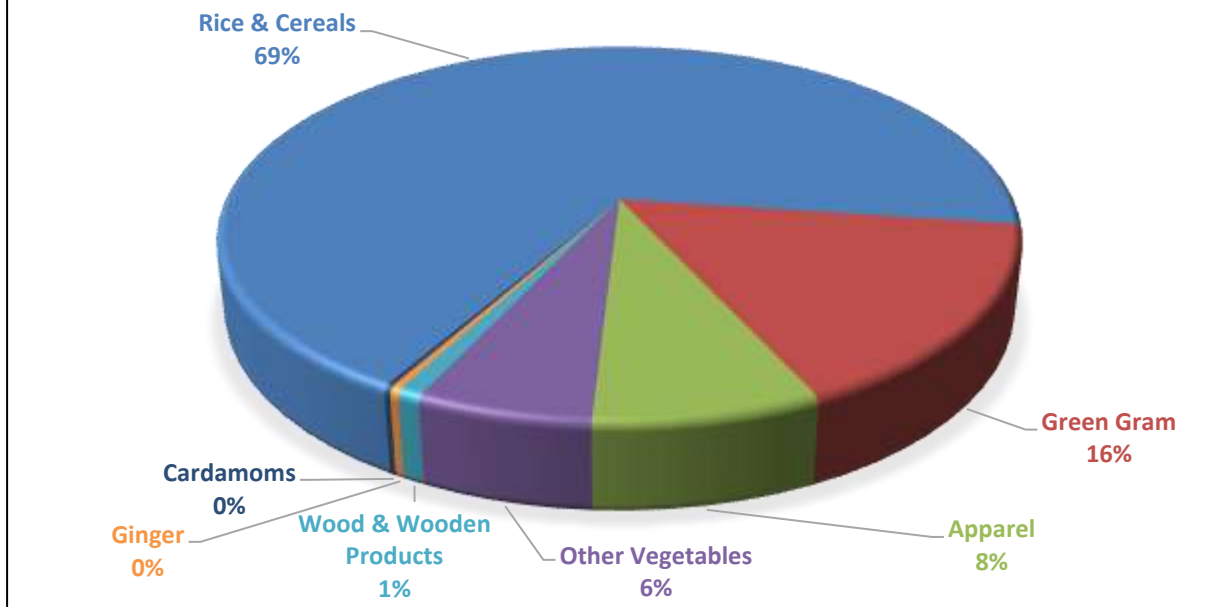


## 5. Sri Lanka's Major Import Products from Myanmar (2013-2017)

Value in US \$ Thousand

Code	Description	2013	2014	2015	2016	2017
S.0804	Rice & Cereals		16,518	3,416		54,766
S.040508	Green Gram	3,047	2,695	11,651	22,270	12,721
S.0702	Apparel			1,674	1,863	6,213
S.040299	Other Vegetables	1,202	1,169	2,714	2,784	4,804
S.1199	Wood & Wooden Products	876	1,680	778	1,052	646
S.040214	Ginger		167	96	335	267
S.040105	Cardamoms				982	186
S.040502	Cashew Nuts			9	1	141
S.040213	Turmeric		11	10	89	90
S.95	Products Unclassified	51	46	46	17	39
S.0805	Beverages				1,662	25
S.0105	Green Tea			17		18
S.130105	Paints, Varnishes and Dyeing Extracts		45	66		13
S.140401	Glass & Glassware					11
S.050199	Edible Fish					7
S.040599	Other of Other Export Crops	34	39	6	16	5
S.0199	Tea			78	2	3
S.1101	Furniture & Seats		...			2
S.040212	Chilies			27		2
S.120399	Paper & Paper Products	27	2	3	...	2
S.040503	Oil Seed					2
S.140299	Articles of Stones		2		...	1
S.160102	Telephone Sets, Audio/Video Equipment & Parts					1
S.020199	Natural Rubber					1
S.130201	Starches, Glues, Enzymes	16		12		...
	Others	3,742	7,341	988	863	2
	<b>Total :</b>	<b>8,996</b>	<b>29,716</b>	<b>21,590</b>	<b>31,936</b>	<b>79,967</b>

## SRI LANKAS MAJOR IMPORT PRODUCTS FROM MYANMAR - 2017



Source: Sri Lanka Customs

## 6. Sri Lanka's Leading Exporters to Myanmar -2017

Company Details	Products Exported within this Period
Macksons Paint Industries Pvt Ltd	Paints, Varnishes and Dyeing Extracts
Global Innovative Solutions Pvt Ltd	Structures of Iron & Aluminum, Metal Furniture & Seats, Products of Plastics, Products of Base Metal, Tools, Implements, Cutlery & Parts
Ardmel Manufacturing Pvt Ltd	Other Electrical & Electronic Products, Other of Other Manufactures
Associated Battery Manufactures Ceylon Ltd	Other Electrical & Electronic Products
Camso Loadstar Pvt Ltd	Pneumatic & Retreated Rubber Tyres & Tubes
Udaya Industries	Electrical & Electronic Products, Tea Bagging, Packing, Cleaning, Weighing Machines
Quick Tea Pvt Ltd	Tea Packets
Ecochem Pvt Ltd	Starches, Glues, Enzymes, Chemical Products, Soap, Washing Preparations, Diaries, Products of Plastics
J L Morison Son And Jones Ceylon Plc	Perfumes, Cosmetics, Shampoos & Makeup Preparations
Devi Trading Co	Nutmeg & Mace
J F & I Packaging Pvt Ltd	Labels Printed or Not, Cartons, Boxes & Bags
Kindai Kagaku Lanka Pvt Ltd	Perfumes, Cosmetics, Shampoos & Makeup Preparations, Soap, Washing Preparations, Waxes, Candles
Dabur Lanka Pvt Ltd	Beverages
Buddhi Industries Pvt Ltd	Electrical & Electronic Products
Acl Cables Plc	Insulated Wires and Cables
Noritake Lanka Porcelain Pvt Ltd	Tableware & Kitchenware
Godrej Household Products Lanka Pvt Ltd	Perfumes, Cosmetics, Shampoos & Makeup Preparations, Other Paper & Paper Products
Ritz Chandlers	Beverages

Source: Sri Lanka Customs

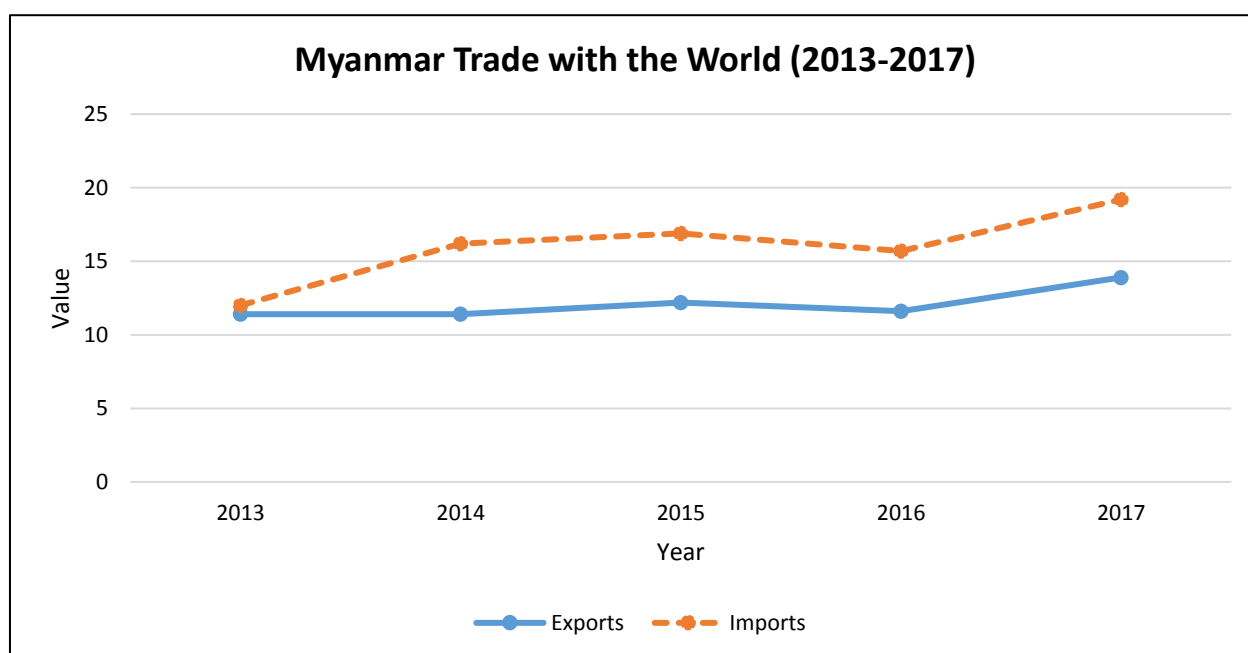
## 7. Potential Products to be exported from Sri Lanka

- Paints and varnishes
- Non-refractory surfacing preparations for facades, inside walls, floors, ceilings
- Provitamins and mixtures of vitamins
- Beauty or make-up preparations and preparations for the care of the skin
- Automatic circuit breakers

## 8. Myanmar Trade with the World (2013-2017)

Value in US \$ Billion

	2013	2014	2015	2016	2017
<b>Exports</b>	11.4	11.4	12.2	11.6	13.9
<b>Imports</b>	12.0	16.2	16.9	15.7	19.2



Source: Trade Map

## 9. Preferential Trade Agreements

- Participates in all intra-ASEAN agreements
- Multilateral Free Trade Agreements with Australia, New Zealand, China, India, Japan, and South Korea
- Myanmar – Bangladesh Free Trade Agreement
- Myanmar – Sri Lanka Free Trade Agreement
- Myanmar – China Free Trade Agreement
- Myanmar – South Korea Free Trade Agreement
- Myanmar – Laos Free Trade Agreement
- Myanmar – Malaysia Free Trade Agreement
- Myanmar – Philippines Free Trade Agreement
- Myanmar – Thailand Free Trade Agreement
- Myanmar – Vietnam land Free Trade Agreement
- United States - Myanmar Trade and Investment Framework Agreement (May 2013)

## 10. Useful Addresses

### Myanmar Embassy in Colombo, Sri Lanka

08 Flower Avenue

Colombo 7

Sri Lanka

TP :(+94) (11) 268 1007

Fax :(+94) (11) 268 2052

Email: [myanembcb@gmail.com](mailto:myanembcb@gmail.com)

[myanlanka@gmail.com](mailto:myanlanka@gmail.com)

### Sri Lankan Embassy in Yangon, Myanmar

34, Taw Win Road

P.O. Box 1150

Yangon

Myanmar

TP :(+95) 1 222 812

(+95) 1 214 325

FAX :(+95) 1 221 509

Email: [slebassy.yangon@gmail.com](mailto:slebassy.yangon@gmail.com)

[srilankaemb@myanmar.com.mm](mailto:srilankaemb@myanmar.com.mm)

Website: [www.slembyangon.org](http://www.slembyangon.org)

Source: <https://www.embassypages.com/>