

**SRI LANKA EXPORT DEVELOPMENT BOARD**



*Market &  
Country  
brief on  
South Africa*

PREPARED BY  
MARKET DEVELOPMENT  
DIVISION-EDB

**October,2018**

## **Contents**

1. South Africa in Brief
2. Trade between Sri Lanka and South Africa
3. Bilateral Trade between Sri Lanka and South Africa (2013-2017)
4. Sri Lanka's Major Export Products to South Africa (2013-2017)
5. Sri Lanka's Major Import Products from South Africa (2013-2017)
6. Sri Lanka's Leading Exporters to South Africa -2017
7. Potential Exports to South Africa from Sri Lanka
8. South Africa Trade with the World (2013-2017)
9. Trade Agreements of South Africa
10. Useful Addresses

## 1. South Africa in Brief

### Geographical Location

South Africa – Map



South Africa - Flag



South Africa is a country in Southern Africa that covers an area of 1,219,090 square kilometers and the 26<sup>th</sup> largest country in the world. South Africa is at the southern tip of the continent of Africa. The capital of South Africa is Pretoria. South Africa has mostly semiarid climate. The country possess gold, chromium, antimony, coal, iron ore, manganese, nickel, phosphates, tin, rare earth elements, uranium, gem diamonds, platinum, copper, vanadium, salt, natural gas as natural resources.

### Demography

Population : 54,841,552 (July 2017 est.)

Population growth rate : 0.99% (2017 est.)

## Economy

South Africa is a middle-income emerging market with an abundant supply of natural resources; well-developed financial, legal, communications, energy, and transport sectors; and a stock exchange that is Africa's largest and among the top 20 in the world. Economic growth has decelerated in recent years, slowing to an estimated 0.7% in 2017. Unemployment, poverty, and inequality - among the highest in the world South Africa's economic policy has focused on controlling inflation while empowering a broader economic base; however, the country faces structural constraints that also limit economic growth, such as skills shortages, declining global competitiveness, and frequent work stoppages due to strike action

**GDP - per capita (PPP)** : \$13,500 (2017 est.)  
\$13,700 (2016 est.)

## Exports

Amount: US \$ Bn 88.3 (2017)  
US \$ Bn 74.1 (2016)

Export commodities:

- Gold
- Diamonds
- Platinum
- Other metals and minerals
- Machinery and equipment

Export partners:

- China 9.5%
- US 7.7%
- Germany 7.1%
- Japan 4.7%
- India 4.6%
- Botswana 4.3%
- Namibia 4.1%

## Imports

Amount: US \$ Bn 83.0 (2017)  
US \$ Bn 74.7 (2016)

### Import commodities:

- Machinery and equipment
- Chemicals
- Petroleum products
- Scientific instruments
- Foodstuffs

### Import partners:

- China 18.3%
- Germany 11.9%
- US 6.6%
- Saudi Arabia 4.7%
- India 4.7%

*Source: CIA World Factbook, Trade Map*

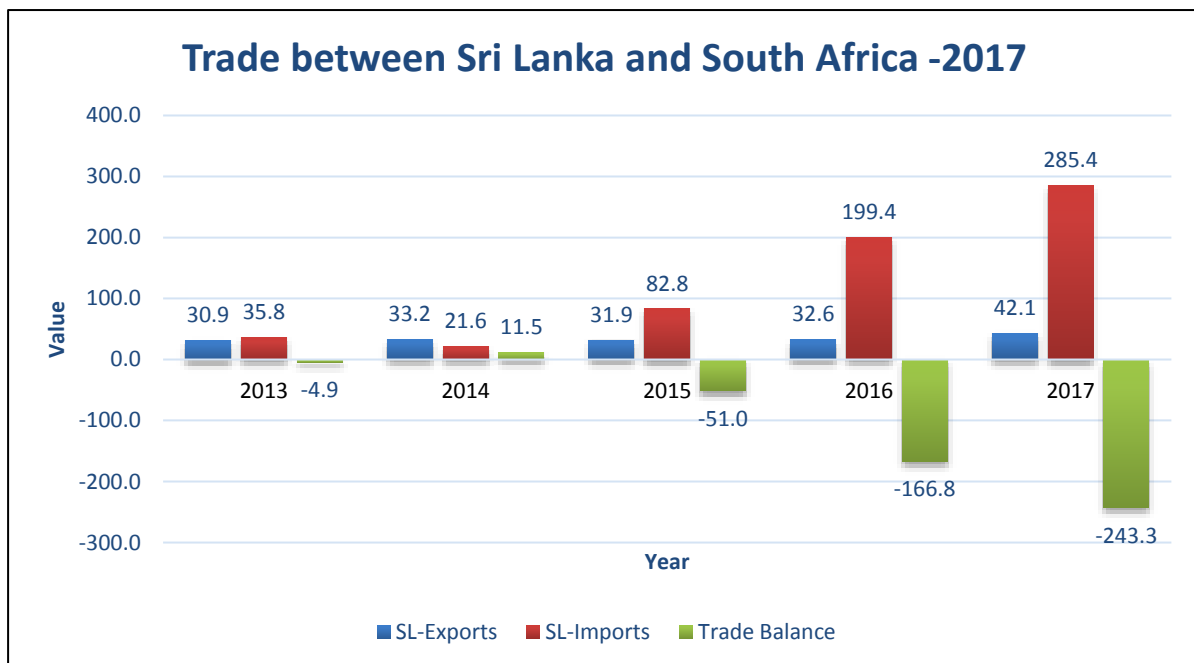
## 2. Trade between Sri Lanka & South Africa

South Africa is the 42<sup>nd</sup> export destination for Sri Lanka. Total export value from Sri Lanka to South Africa was US \$ 42.1 million in 2017 and total imports from South Africa to Sri Lanka for the same period were US \$ 285.4 million. Sri Lanka's exports have increased from US \$ 30.9 million to US \$ 42.1 million with reference to the 2013 & 2017.

### 3. Bilateral Trade between Sri Lanka and South Africa (2013-2017)

Value in US \$ Million

Year	SL-Exports	SL-Imports	Trade Balance
2013	30.9	35.8	-4.9
2014	33.2	21.6	11.5
2015	31.9	82.8	-51.0
2016	32.6	199.4	-166.8
2017	42.1	285.4	-243.3



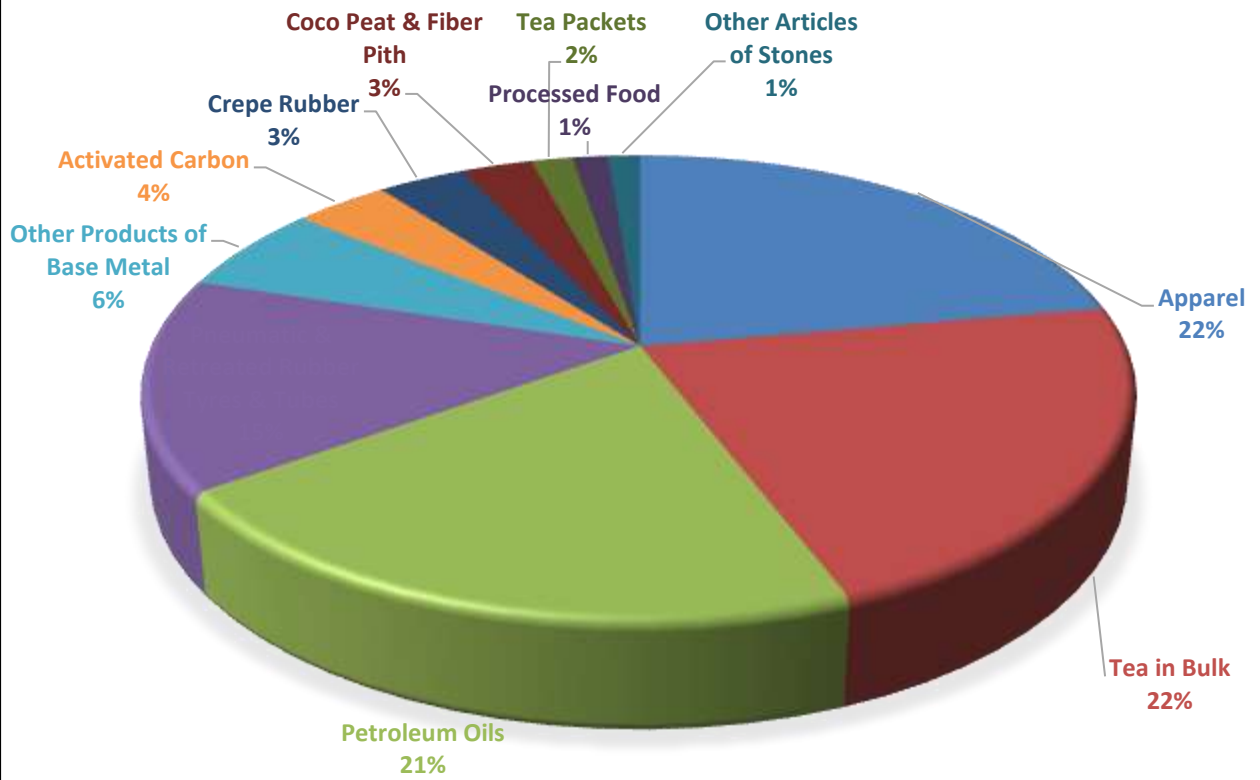
Source: Sri Lanka Customs

#### 4. Sri Lanka's Major Export Products to South Africa (2013-2017)

Value in US \$ Thousand

Code	Description	2013	2014	2015	2016	2017
S.0702	Apparel	4,178	5,713	6,429	7,061	8,394
S.0103	Tea in Bulk	8,947	6,743	7,838	7,644	8,301
S.1801	Petroleum Oils				999	7,884
S.020302	Pneumatic & Retreated Rubber Tyres & Tubes	6,593	6,572	6,903	5,215	5,575
S.1599	Products of Base Metal	16	18	44	59	2,299
S.030301	Activated Carbon	859	2,919	1,758	1,649	1,400
S.020104	Crepe Rubber	3,071	2,744	982	1,671	1,288
S.030205	Coco Peat & Fiber Pith	943	1,084	1,423	1,249	1,033
S.0101	Tea Packets	407	591	533	429	605
S.0803	Processed Food	454	429	546	431	523
S.140299	Other Articles of Stones	216	199	500	695	472
S.030102	Desiccated Coconut	359	553	148	697	440
S.130101	Inorganic Chemicals	435	615	492	360	389
S.160303	Toys Games & Sport Requisites	153	178	116	95	355
S.160105	Discharge Lamps	637	783	183	191	298
S.0502	Ornamental Fish	186	142	185	183	253
S.020303	Industrial & Surgical Gloves of Rubber	801	645	768	897	222
S.140302	Tableware & Kitchenware	293	331	321	146	195
S.040103	Cloves	244	13	236	405	172
S.160201	Motor Vehicles & Parts	150	384	131	126	162
S.040102	Cinnamon	244	13	108	102	158
S.1902	Brooms & Brusher of Other Fibers	202	295	97	69	124
S.0799	Other Textile Articles	221	313	232	162	120
S.030101	Coconut Oil	5	103	505	26	115
S.020103	Technically Specified Rubber	128	261	163	73	107
	Others	1,191	1,518	1,228	1,975	1,223
	<b>Total :</b>	<b>30,933</b>	<b>33,159</b>	<b>31,869</b>	<b>32,610</b>	<b>42,107</b>

### SRI LANKA'S MAJOR EXPORT PRODUCTS TO SOUTH AFRICA -2017



Source: Sri Lanka Customs

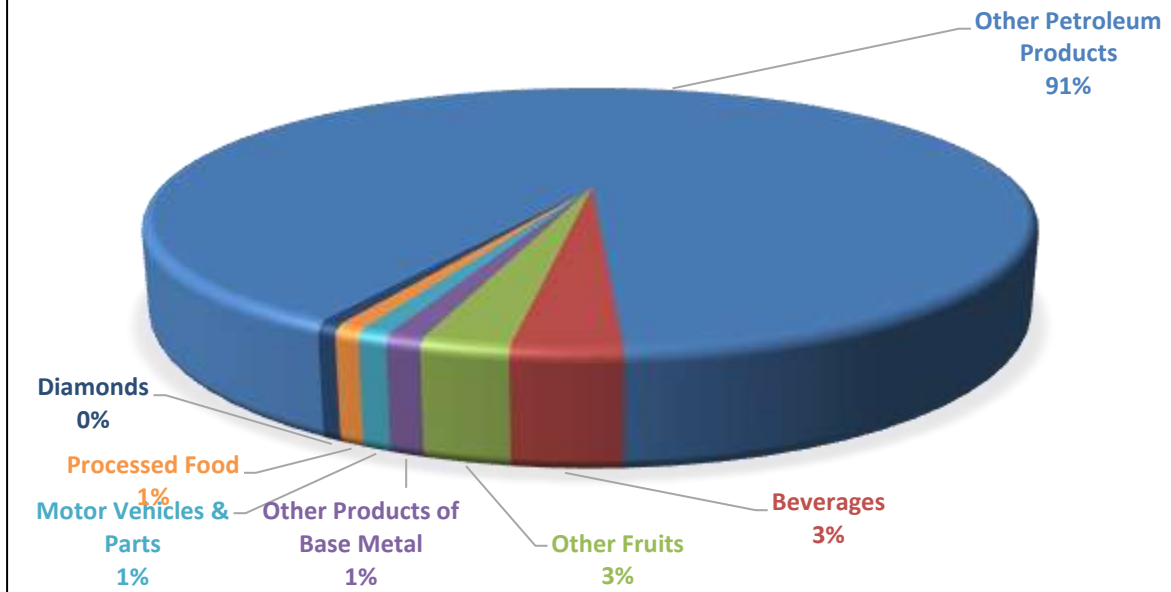


## 5. Sri Lanka's Major Import Products from South Africa (2013-2017)

Value in US \$ Thousand

Code	Description	2013	2014	2015	2016	2017
S.1899	Petroleum Products	19,170	49	61,429	172,506	251,305
S.0805	Beverages	4,518	3,529	4,243	6,093	8,937
S.040399	Fruits	3,885	4,189	4,197	5,842	7,244
S.1599	Products of Base Metal	1,798	1,907	1,953	2,827	2,971
S.160201	Motor Vehicles & Parts	136	1,129	2,170	1,893	2,489
S.0803	Processed Food	39	23	109	2,498	2,212
S.0601	Diamonds		1,526	...		1,703
S.040599	Other of Other Export Crops nes	326	932	1,402	874	1,595
S.130102	Organic Chemicals	800	1,242	1,012	816	796
S.0804	Rice & Cereals	715	640	525	664	784
S.1506	Scrap of Ferrous, Aluminum, Copper & Other Metals		159	77	680	551
S.050101	Frozen Fish	62	20			480
S.160111	Tea Bagging, Packing, Cleaning, Weighing Machines		1		5	458
S.120399	Paper & Paper Products nes	67	109	58	...	440
S.130199	Chemical Products	621	946	735	316	382
S.130204	Products of Plastics	327	476	810	890	331
S.0806	Animal Feed	57	60	232	100	309
S.160199	Electrical & Electronic Products	301	372	1,283	255	301
S.130105	Paints, Varnishes and Dyeing Extracts	219	132	149	228	243
S.95	Products Unclassified	220	166	349	103	227
S.0703	Made-Up Textile Articles	12		29	145	182
S.140401	Glass & Glassware	121	61	56	102	143
S.1501	Structures of Iron & Aluminum		42	19	235	140
S.0799	Textile Articles		1	11	1	112
S.160109	Air-Condition Machines	189	182	2	74	96
	Others	2,225	3,738	1,970	2,291	1,014
	<b>Total :</b>	<b>35,808</b>	<b>21,633</b>	<b>82,822</b>	<b>199,439</b>	<b>285,446</b>

### SRI LANKA'S MAJOR IMPORT PRODUCTS FROM SOUTH AFRICA -2017



Source: Sri Lanka Customs

### 6. Sri Lanka's Leading Exporters to South Africa -2017

Company Details	Products Exported within this Period
Ranfer Teas Pvt Ltd	Tea in Bulk
Lanka Marine Services Pvt Ltd	Petroleum Oils
Ceylon Beverage Can Pvt Ltd	Other Products of Base Metal
Camso Loadstar Pvt Ltd	Pneumatic & Retreated Rubber Tyres & Tubes, Motor Vehicles & Parts, Gaskets, Washers, Seals etc. of Hard Rubber
Trelleborg Wheel Systems Lanka Pvt Ltd	Pneumatic & Retreated Rubber Tyres & Tubes
Mas Active Trading Pvt Ltd	Apparel
A T G Lanka Pvt Ltd	Apparel
Rolex Apparels Pvt Ltd	Apparel
Haycarb Plc	Activated Carbon
Hirdaramani International Exports Pvt Ltd	Apparel

Trelleborg Lanka Pvt Ltd	Pneumatic & Retreated Rubber Tyres & Tubes
Southern Spars International Pvt Ltd	Articles of Stones, Other Textile Articles
Hayleys Free Zone Ltd	Apparel, Pneumatic & Retreated Rubber Tyres & Tubes
Marangoni Industrial Tyres Lanka Pvt Ltd	Pneumatic & Retreated Rubber Tyres & Tubes
H J S Condiments Ltd	Processed Food
Dilmah Ceylon Tea Company Plc	Tea Packets
Kailash Metachem Pvt Ltd	Inorganic Chemicals
Saboor Chatoor Pvt Ltd	Crepe Rubber
Eastern Merchants Plc	Crepe Rubber
Orit Trading Lanka Pvt Ltd	Apparel

*Source: Sri Lanka Customs*

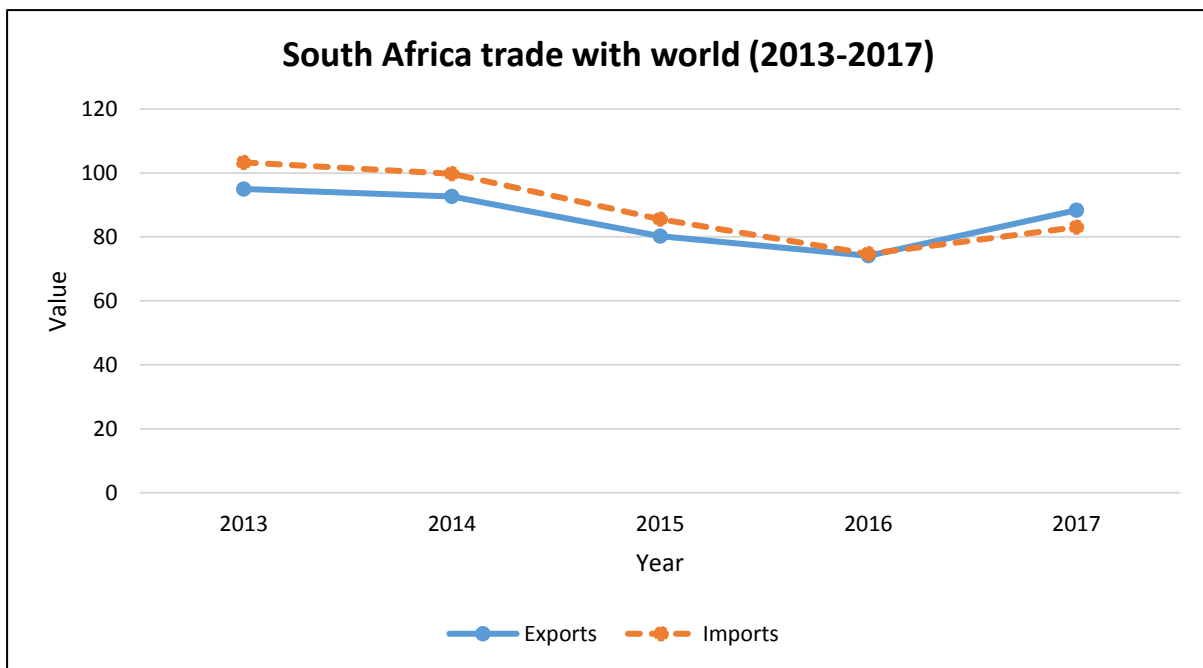
## **7. Potential Products to be exported from Sri Lanka**

- Activated carbon
- T-shirts, singlets and other vests of textile materials
- Black fermented tea and partly fermented tea
- Articles of stone or other mineral substances
- Women's or girls' trousers
- Brassieres of all types of textile materials
- Babies' garments and clothing accessories of cotton
- Desiccated coconuts
- Women's or girls' briefs and panties of cotton
- Jerseys, pullovers, cardigans, waistcoats and similar articles
- Men's or boys' trousers
- Live ornamental fish
- Sails for boats, sailboards or landcraft, of textile materials
- Men's or boys' shirts of cotton
- Crude coconut oil

## 8. South Africa Trade with the World (2013-2017)

Value in US \$ Billion

	2013	2014	2015	2016	2017
<b>Exports</b>	95.0	92.6	80.2	74.1	88.3
<b>Imports</b>	103.3	99.8	85.5	74.7	83.0



Source: Trade Map

## 9. Trade Agreements of South Africa

- Southern African Customs Union (SACU)
- Southern African Development Community (SADC) FTA
- Trade, Development and Cooperation Agreement (TDCA)
- EFTA-SACU Free Trade Agreement (FTA)
- Economic Partnership Agreement between the SADC EPA states, of the one part, and the European Union and its Member states, of the other part
- SACU-Southern Common Market (Mercosur) PTA
- Zimbabwe/South Africa bilateral trade agreement

## 10. Useful Addresses

### South African High Commission in Colombo, Sri Lanka

114 Rosmead Place  
Colombo 07  
Sri Lanka  
TP :(+94) 11 246 3000  
Fax :( +94) 11 268 8670  
Email: [colombo.info@dirco.gov.za](mailto:colombo.info@dirco.gov.za)  
[colombo.consular@dirco.gov.za](mailto:colombo.consular@dirco.gov.za)  
Website: [www.dirco.gov.za/colombo/](http://www.dirco.gov.za/colombo/)

### Sri Lankan High Commission in Pretoria, South Africa

410, Alexander Street  
Brooklyn  
Pretoria 0181  
South Africa  
TP :( +27) 12 460 7690  
(+27) 12 460 7679  
Fax :( +27) 12 460 7702  
Email: [slhc@srilanka.co.za](mailto:slhc@srilanka.co.za)  
Website: [www.srilanka.co.za](http://www.srilanka.co.za)

Source: <https://www.embassypages.com/>