

SRI LANKA EXPORT DEVELOPMENT BOARD



*Market &
Country
brief on
United Arab
Emirates*

PREPARED BY
MARKET DEVELOPMENT
DIVISION-EDB

October,2018

Contents

1. United Arab Emirates in Brief
2. Trade between Sri Lanka and United Arab Emirates
3. Bilateral Trade between Sri Lanka and United Arab Emirates (2013-2017)
4. Sri Lanka's Major Export Products to United Arab Emirates (2013-2017)
5. Sri Lanka's Major Import Products from United Arab Emirates (2013-2017)
6. Sri Lanka's Leading Exporters to United Arab Emirates -2017
7. Potential Exports to United Arab Emirates from Sri Lanka
8. United Arab Emirates Trade with the World (2013-2017)
9. Trade Agreements of United Arab Emirates
10. Useful Addresses

1. United Arab Emirates in Brief

Geographical Location

United Arab Emirates – Map



United Arab Emirates - Flag



United Arab Emirates is a country in Middle East that covers an area of 83,600 square kilometers and the 116th largest country in the world. United Arab Emirates is bordered by the Gulf of Oman and the Persian Gulf, between Oman and Saudi Arabia. United Arab Emirates is desert and cooler in eastern mountains. The capital of United Arab Emirates is Abu Dhabi. The country possess petroleum and natural gas as natural resources.

Demography

Population : 6,072,475 (July 2017 est.)

Population growth rate : 2.37% (2017 est.)

Economy

The UAE has an open economy with a high per capita income and a sizable annual trade surplus. Since the discovery of oil in the UAE nearly 60 years ago, the country has undergone a profound transformation from an impoverished region of small desert principalities to a modern state with a high standard of living. The government has increased spending on job creation and infrastructure expansion and is opening up utilities to greater private sector involvement. The country's free trade zones - offering 100% foreign ownership and zero taxes - are helping to attract foreign investors. The UAE's dependence on oil is a significant long-term challenge, although the UAE is one of the most diversified countries in the Gulf Cooperation Council. Low oil prices have prompted the UAE to cut expenditures, including on some social programs, but the UAE has sufficient assets in its sovereign investment funds to cover its deficits. The UAE's strategic plan for the next few years focuses on economic diversification, promoting the UAE as a global trade and tourism hub, developing industry, and creating more job opportunities for nationals through improved education and increased private sector employment.

GDP - per capita (PPP) : \$67,700 (2017 est.)
\$67,600 (2016 est.)

Exports

Amount: US \$ Bn 308.5 (2017)
US \$ Bn 298.6 (2016)

Export commodities:

- Crude oil 45%
- Natural gas
- Re exports
- Dried fish
- Dates

Export partners:

- India 10.1%
- Iran 9.9%
- Japan 9.3%
- China 5.4%
- Oman 5%
- Switzerland 4.4%
- South Korea 4.1%

Imports

Amount: US \$ Bn 269.7 (2017)
US \$ Bn 270.8 (2016)

Import commodities:

- Machinery and transport equipment
- Chemicals
- Food

Import partners:

- China 8.5%
- US 6.8%
- India 6.6%

Source: CIA World Factbook, Trade Map

2. Trade between Sri Lanka & United Arab Emirates

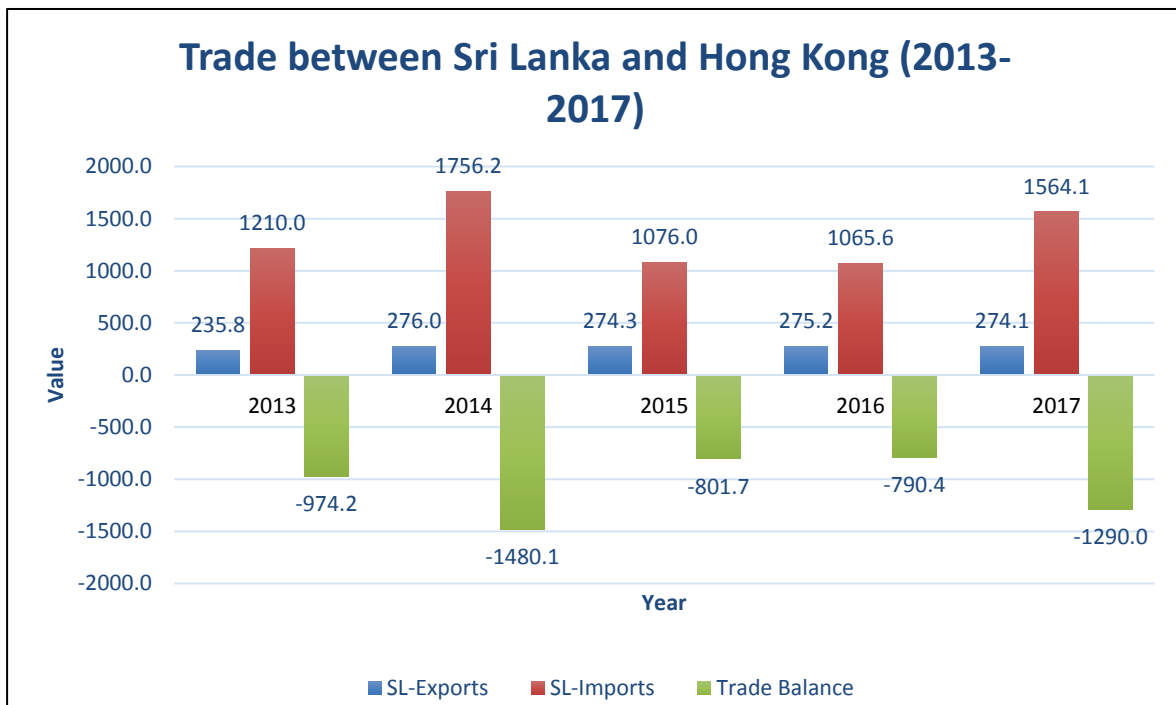
United Arab Emirates is the 8th export destination for Sri Lanka. Total export value from Sri Lanka to United Arab Emirates was US \$ 274.1 million in 2017 and total imports from United Arab Emirates to Sri Lanka for the same period were US \$ 1564.1 million. Sri Lanka's exports have increased from US \$ 235.8 million to US \$ 274.1 million with reference to the 2013 & 2017.

3. Bilateral Trade between Sri Lanka and Hong Kong (2013-2017)

Value in US \$ Million

Year	SL-Exports	SL-Imports	Trade Balance
2013	235.8	1210.0	-974.2
2014	276.0	1756.2	-1480.1
2015	274.3	1076.0	-801.7
2016	275.2	1065.6	-790.4
2017	274.1	1564.1	-1290.0

Source: Sri Lanka Customs

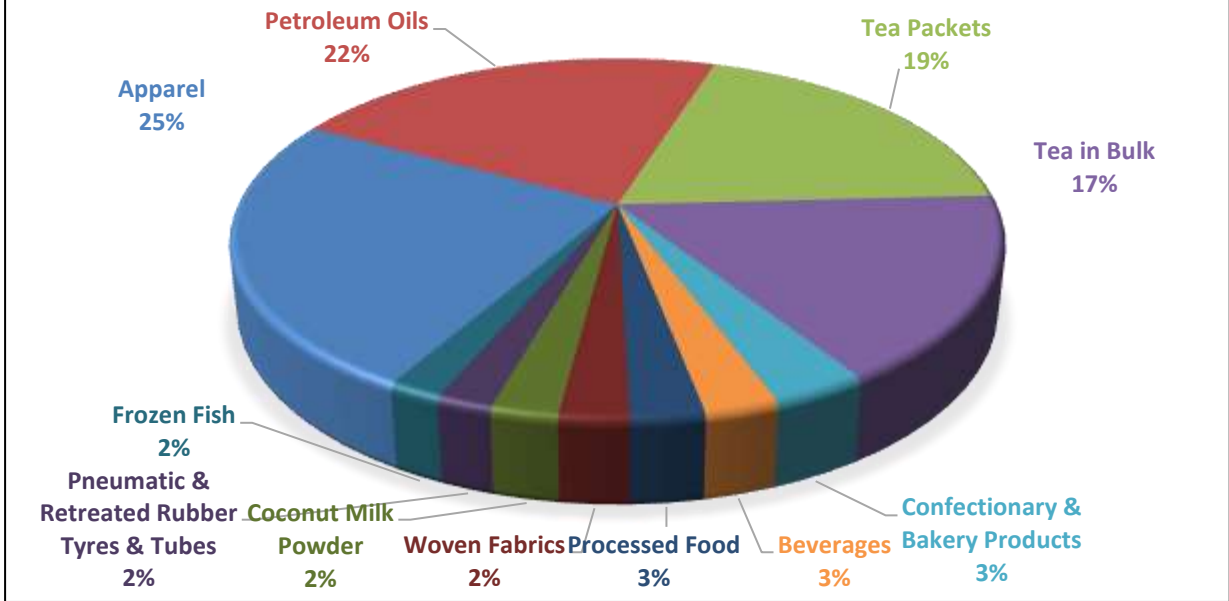


4. Sri Lanka's Major Export Products to United Arab Emirates (2013-2017)

Value in US \$ Thousand

Code	Description	2013	2014	2015	2016	2017
S.0702	Apparel	51,495	52,617	48,250	47,861	50,034
S.1801	Petroleum Oils	2,094	15,932	25,203	30,202	44,725
S.0101	Tea Packets	32,988	31,452	26,145	29,736	39,227
S.0103	Tea in Bulk	46,363	53,381	68,904	41,730	34,059
S.0802	Confectionary & Bakery Products	2,355	3,977	2,426	3,104	6,922
S.0805	Beverages	82	1,186	2,327	6,435	5,364
S.0803	Processed Food	8,934	17,297	1,260	42,670	5,351
S.0701	Woven Fabrics	3,749	3,433	6,547	4,296	5,027
S.030105	Coconut Milk Powder	2,596	3,292	3,905	3,788	4,874
S.020302	Pneumatic & Retreated Rubber Tyres & Tubes	7,783	8,759	5,973	4,988	4,058
S.050101	Frozen Fish	251	2,478	7,610	2,600	3,863
S.040304	Bananas	1,832	4,941	6,154	4,540	3,599
S.040299	Other Vegetables	1,306	2,338	2,432	2,632	3,299
S.040105	Cardamoms	1	1	60	24	2,862
S.030104	Coconut Fresh Nuts	149	699	1,937	2,790	2,817
S.040306	Melons & Papayas	837	1,403	1,234	1,698	2,497
S.160199	Other Electrical & Electronic Products	167	278	273	334	2,449
S.040210	Manioc	1,521	2,273	2,439	2,779	2,420
S.040399	Other Fruits	2,337	2,447	2,057	1,988	2,298
S.0804	Rice & Cereals	1,679	1,198	1,041	1,045	2,239
S.0603	Jewellery	1,596	2,462	2,738	3,102	2,107
S.040103	Cloves	2,659	659	9,380	18	2,094
S.1105	MDF Boards	9,775	6,757	2,550	1,741	1,900
S.1102	Jewellery Boxes, Cloth Hangers and Handicraft	942	1,383	1,147	1,458	1,721
S.0901	Manufactured Tobacco	548	3,585	1,618	1,935	1,718
	Others	51,760	51,818	40,693	31,708	36,613
	Total :	235,798	276,047	274,300	275,202	274,136

SRI LANKA'S MAJOR EXPORT PRODUCTS TO UNITED ARAB EMIRATES -2017



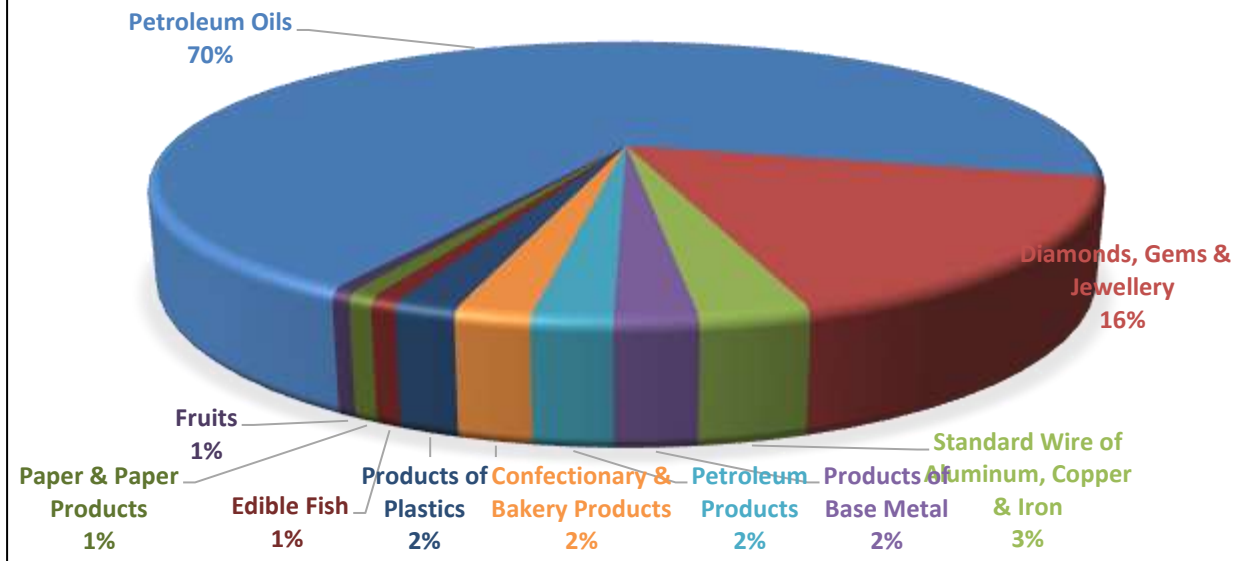
Source: Sri Lanka Customs

5. Sri Lanka's Major Import Products from United Arab Emirates (2013-2017)

Value in US \$ Thousand

Code	Description	2013	2014	2015	2016	2017
S.1801	Petroleum Oils	824,855	1,398,542	771,645	653,698	1,047,793
S.0699	Diamonds, Gems & Jewellery	49,583	5,917	20,173	143,491	245,561
S.1502	Standard Wire of Aluminum, Copper & Iron	40,486	40,230	29,972	28,458	45,016
S.1599	Products of Base Metal	35,359	36,490	22,575	27,832	33,540
S.1899	Petroleum Products	115,982	96,211	56,872	30,016	32,512
S.0802	Confectionary & Bakery Products	1,859	2,195	1,867	18,840	30,919
S.130204	Products of Plastics	13,682	12,758	21,740	25,960	25,588
S.050199	Edible Fish	11,321	5,645	5,021	9,247	11,280
S.120399	Paper & Paper Products	5,952	6,084	6,051	7,450	10,554
S.040399	Fruits	1,553	1,955	2,591	6,115	8,428
S.0601	Diamonds	2,410	2,875	1,470	1,278	7,800
S.160199	Electrical & Electronic Products	10,332	5,309	5,599	26,441	5,905
S.1501	Structures of Iron & Aluminum	2,741	1,914	2,450	1,245	5,757
S.1802	Petroleum Gases	10,665	23,813	57,439	27,326	4,237
S.140401	Glass & Glassware	2,735	1,981	2,853	2,736	3,879
S.0804	Rice & Cereals	10,562	2,709	1,552	517	3,639
S.1506	Scrap of Ferrous, Aluminum, Copper & Other Metals	3,181	2,993	2,337	2,630	3,481
S.130105	Paints, Varnishes and Dyeing Extracts	1,538	1,986	2,770	3,347	2,687
S.140199	Natural Sands	533	1,015	2,219	2,406	2,115
S.1504	Refined Copper & Lead Alloys	1,292	3,050	6,806	5,983	2,078
S.160301	Boat Building	75	156	104	85	1,959
S.130199	Chemical Products	1,454	1,609	1,480	1,528	1,899
S.0701	Woven Fabrics	2,640	3,267	2,979	2,173	1,796
S.040509	Lentils	605	688	3,406	1,371	1,710
S.050101	Frozen Fish	428	541	3,278	2,693	1,541
	Others	58,196	96,224	40,767	32,698	22,446
	Total :	1,210,020	1,756,158	1,076,015	1,065,564	1,564,121

SRI LANKA'S MAJOR IMPORT PRODUCTS FROM UNITED ARAB EMIRATES -2017



Source: Sri Lanka Customs

6. Sri Lanka's Leading Exporters to United Arab Emirates -2017

Company Details	Products Exported within this Period
Lanka IOC Plc	Petroleum Oils
Akbar Brothers Pvt Ltd	Tea Packets, Tea in Bulk, Tea Bags
Lanka Maritime Services Ltd	Petroleum Oils
Commercial Export Co	Tea Packets, Tea in Bulk
R J V International Pvt Ltd	Apparel
Moceti International Pvt Ltd	Petroleum Oils
Prime Star Trading Pvt Ltd	Apparel
Nestle Lanka Plc	Coconut Milk Powder
Anuraj Agencies	Tea in Bulk, Defatted Coconut
Ceylon Tea Exports Pvt Ltd	Tea in Bulk
Sri Lankan Catering Ltd	Processed Food
C L Synergy Pvt Ltd	Beverages
Worldwide Commodities Pvt Ltd	Cardamoms, Pepper

Cliftex Industries Pvt Ltd	Woven Fabrics
Imperial Tea Exports Pvt Ltd	Tea Packets, Tea in Bulk
Dole Lanka Pvt Ltd	Bananas
R M Holdings Pvt Ltd	Apparel

Source: Sri Lanka Customs

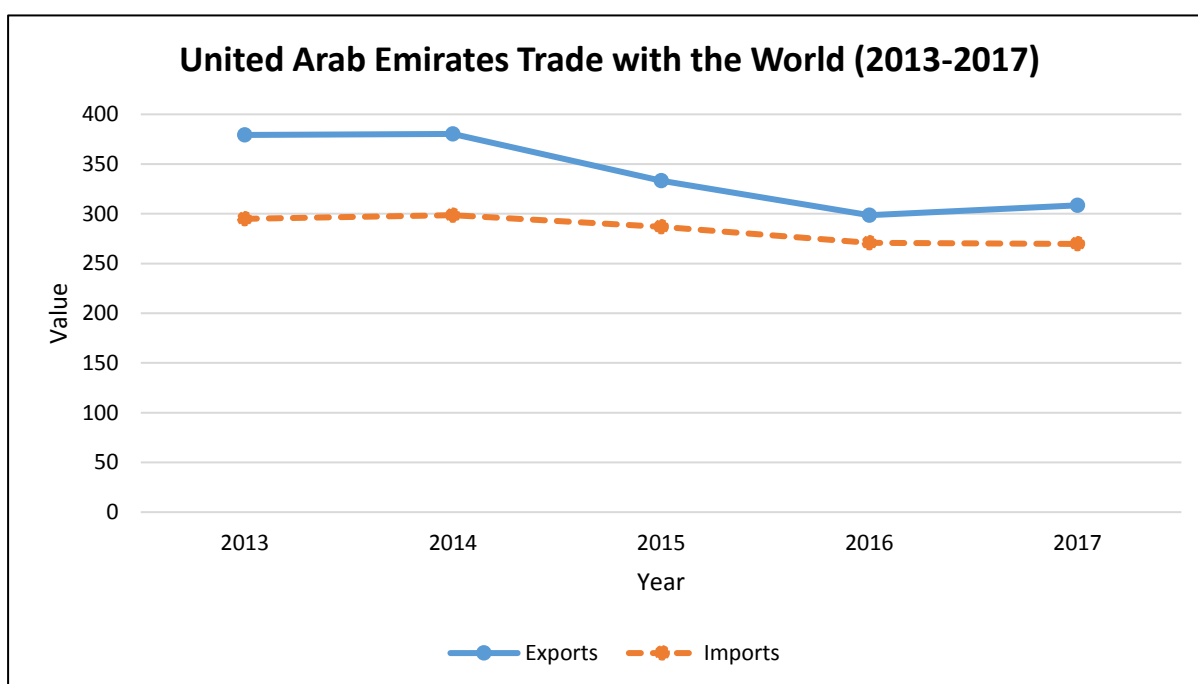
7. Potential Products to be exported from Sri Lanka

- Medium oils and preparations, of petroleum or bituminous minerals
- Nuts and other seeds (mixtures, prepared or preserved)
- Chocolate and other preparations containing cocoa
- Fresh or dried plantains
- Whiskies
- Fresh or chilled vegetables
- Cardamoms
- Fresh coconuts
- Fresh, chilled, frozen or dried roots and tubers of manioc
- Fresh papaws "papayas"
- Gloves, mittens and mitts
- Cigarettes, containing tobacco
- Cinnamon
- Women's or girls' blouses, shirts and shirt-blouses of textile materials, man-made fibres
- Women's or girls' briefs and panties of man-made fibres
- Foliage, branches and other parts of plants, without flowers or flower buds, and grasses
- Women's or girls' dresses of textile materials, synthetic fibres
- Women's or girls' trousers
- Wooden furniture
- Medicaments consisting of mixed or unmixed products for therapeutic or prophylactic purposes
- Hats and other headgear
- Coconut

8. United Arab Emirates Trade with the World (2013-2017)

Value in US \$ Billion

	2013	2014	2015	2016	2017
Exports	379.4	380.3	333.3	298.6	308.5
Imports	294.9	298.6	287.0	270.8	269.7



Source: Trade Map

9. Trade Agreements of United Arab Emirates

- United Arab Emirates - United States Trade and Investment Framework Agreement (TIFA) – 2004
- United Arab Emirates - United States Free Trade Agreement (FTA) – 2007
- U.S.- Gulf Cooperation Council (GCC) Framework Agreement for Trade, Economic, Investment and Technical Cooperation – 2012
- United Arab Emirates - Syria Free Trade Agreement (FTA)
- United Arab Emirates – Lebanon Free Trade Agreement (FTA)
- United Arab Emirates – Iraq Free Trade Agreement (FTA)
- United Arab Emirates – Morocco Free Trade Agreement (FTA)
- United Arab Emirates – Jordan Free Trade Agreement (FTA)
- United Arab Emirates – Singapore Free Trade Agreement (FTA)
- United Arab Emirates – New Zealand Free Trade Agreement (FTA)

10. Useful Addresses

United Arab Emirates Embassy in Colombo, Sri Lanka

44 Sir Ernest De Silva Mawatha
Colombo 7
Sri Lanka
TP :(+94) 11 256 5053 / 2
Fax :(+94) 11 256 4104
Email: colombo@mofa.gov.ae

Sri Lankan Embassy in Abu Dhabi, United Arab Emirates

Villa No. 18 A, Sector E 18/3, Salam Street
Abu Dhabi
United Arab Emirates
TP :(+971) 2-631 6444
Fax :(+971) 2-633 1661
Email: lankemb@emirates.net.ae
slemlab@emirates.net.ae
Website: www.embassyofsrilankauae.com

Source: <https://www.embassypages.com/>